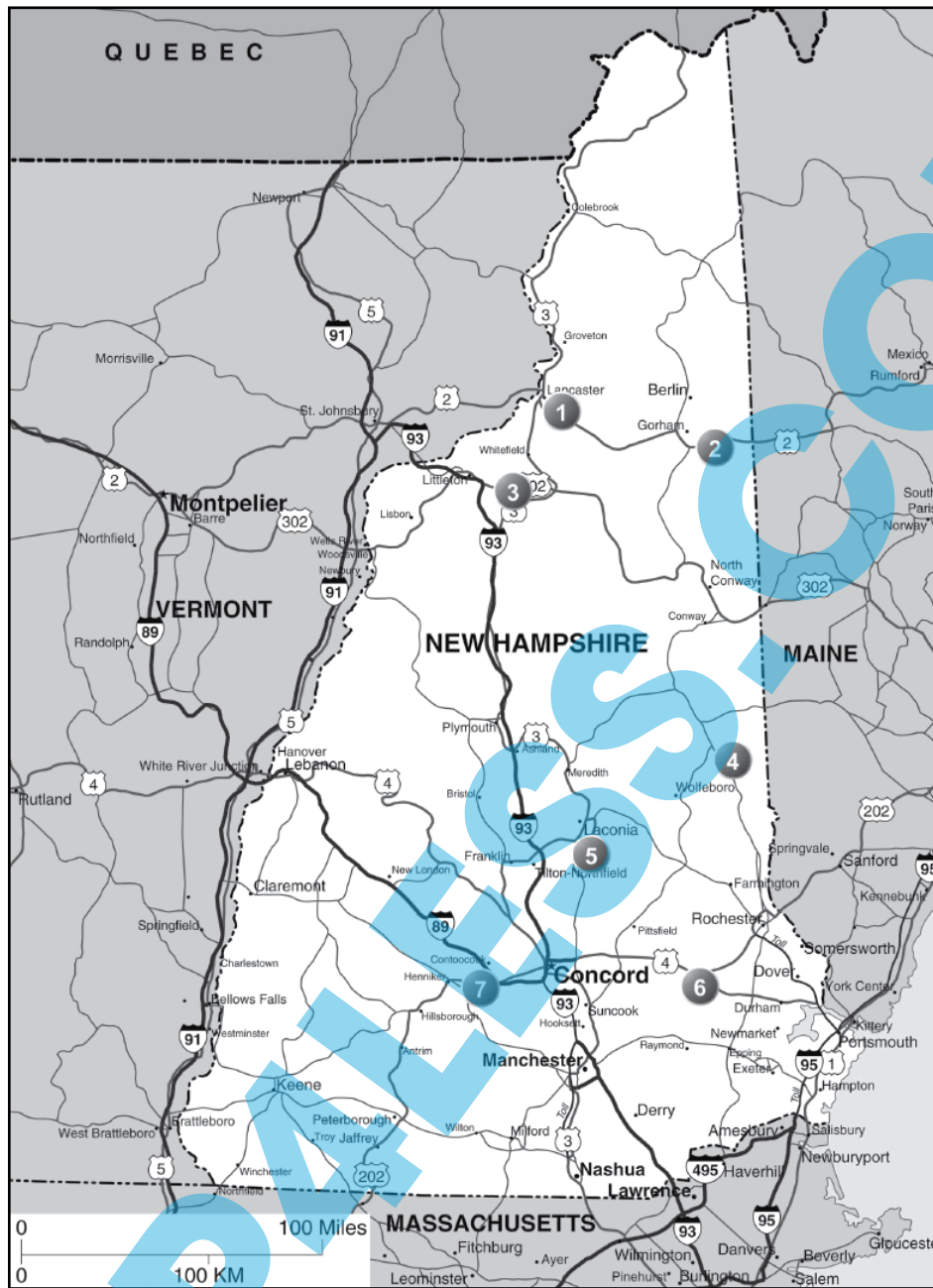


NEW HAMPSHIRE



- 1** Lancaster Rogers Campground & Motel
- 2** Shelburne White Birches Camping Park
- 3** Bethlehem Apple Hill Campground Δ
- 4** Ossipee Beaver Hollow Campground +

PG. 136
PG. 136
PG. 136
PG. 136

- 5** Belmont Granite State Campground
- 6** Northwood Saddleback Campground Δ
- 7** Henniker Keyser Pond Campground Δ

PG. 135
PG. 136
PG. 136

ALSO OFFERS: Δ = 50% OFF TENT RATE, +=RENTAL ACCOMMODATIONS (CABINS, HOTEL ROOMS, ETC) DISCOUNTS - SEE PGS 268-278

5 GRANITE STATE CAMPGROUND

2 Cycle Ln, Belmont NH 03220
GPS: 43.476243, -71.466914
P: (603) 393-6003, (508) 274-8302
E: baypointnr@comcast.net
RV: \$45 PA: \$22.50

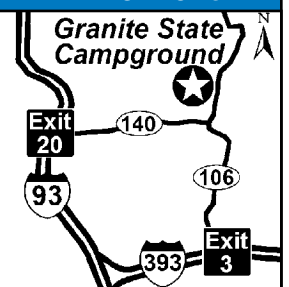
I: 8 total RV sites, can accommodate RVs up to 40ft.

D: Located 8 miles from Laconia and 20 miles from Concord. From Concord NH: I-93 to 393 east, Rt 106 past the racetrack and campground is on the left. From the North: I-93 to Exit 20, take 140 east to Rt 106, go north on 106 and campground is on the left.

N: Open March thru October (weather permitting). Reservations accepted. Please call head to check availability. PA discount is not valid during Bike Week and the week prior to Father's Day. PA discount applies to nightly rate only and cannot be combined with another discount or special offer. *Rates are for 2 adults and 1 child. \$10 for each add'l person.



Belmont NH



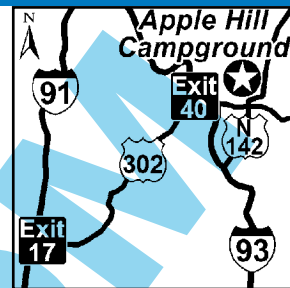
3 APPLE HILL CAMPGROUND

PO Box 388, Bethlehem NH 03574
GPS: 44.289402, -71.672298
P: (603) 869-2238, (800) 284-2238
W: www.applehillcamping.com
RV: \$35* **PA:** \$17.50*
TENT: \$21* **PA:** \$10.50*



I: 35 total RV sites, can accommodate RVs up to 35'. Park offers metered propane, small store, wooded pull-thru sites, and more!
D: Located 30 miles from St. Johnsbury, VT and 70 miles from Concord, NH. From I-93: take Exit 40, and go 5 miles east on Route 302. Go one mile north on Route 142.

N: P.A. discount is not valid on weekends and during holidays. Reservations recommended. *Rates are for 2 adult and children 12 and under. \$6.00 for each additional adult per night.

Bethlehem NH**7 KEYSER POND CAMPGROUND**

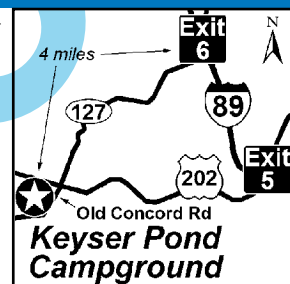
1739 Old Concord Rd, Henniker NH 03242
GPS: 43.177888, -71.758638
P: (603) 428-7741
W: www.keyserpond.com
E: jeneric.keyserpondcampground@gmail.com
RV: \$50* **PA:** \$25*
TENT: \$47* **PA:** \$23.50*



I: 114 total RV sites, can accommodate RV's up to 40ft, ice and firewood sold in the store, mini-golf, cornhole, ping-pong, kayaks, paddle boards, canoeing, boating and basketball.

D: Located in the Town of Henniker, just 15 minutes west of Concord. From I-89 N, take Exit 5 and go 4.5 miles on 202/9 to intersection of 127/Old Concord Rd. Turn left at Dunkin Donuts. Go 1/4 mile and park is on right. From I-89 S, take Exit 6 and turn right onto 127 to 202/9, cross 202/9 onto Old Concord Rd. Go 1/4 mile and park is on the right.

N: Open May 1st thru October 31st. PA not valid during holiday weekends. PA is not valid on waterfront sites. PA valid for 2 nights. Reservations recommended (by phone only). Must mention PA at the time of making a reservation. PA is not valid with online reservation. PA is not valid for cabin rentals and winter camping. *Rates are for a family consisting of 2 adults and their children until 18. \$10 for each additional person.

Henniker NH**1 ROGERS CAMPGROUND & MOTEL**

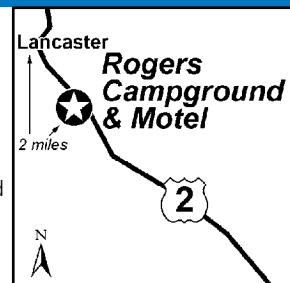
10 Rogers Campground Rd, Lancaster NH 03584
GPS: 44.467923, -71.543903
P: (603) 788-4885
W: www.rogerscampground.com
RV: \$60 **PA:** \$30



I: 305 total RV sites, can accommodate RVs up to 44ft, all campsites include picnic table and fire ring. Propane, ice, volleyball, shuffleboard, pool table, playground.

D: Located 60 miles from Burlington VT, and 90 miles from Concord NH. Take US Route 2 West towards Lancaster NH. Rogers Campground will be on your left.

N: Open May 15 thru October 15. PA discount is valid for one night only. PA is valid Sunday thru Thursday. PA is not valid on holidays and weekends. Reservations preferred. Check-in/out: 12PM. Groups and clubs welcome! Credit cards accepted. Pets welcome. Pets must be kept on leash at all times.

Lancaster NH**6 SADDLEBACK CAMPGROUND**

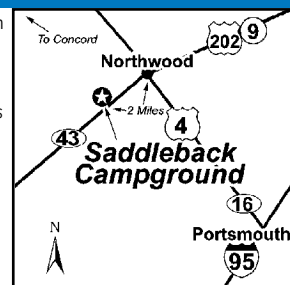
41 Campground Road Rt 43, Northwood NH 03261
GPS: 43.182179, -71.18011
P: (603) 942-7285
W: www.saddlebackcampground.com
E: saddlebackcampground@yahoo.com
RV: \$30-40 **PA:** \$15-20
TENT: \$25-30 **PA:** \$12.50-15



I: 20 total RV & tent sites, can accommodate RVs up to 50'. Some 50-amp sites, free Wi-Fi, Direct TV access, swimming in a spring fed pond, catch & release fishing (no license required), and more!

D: From Route 95 North, take Route 16 North to Route 4 West. Turn left on Route 43 and go 2 miles to Saddleback Campground on the right. From Route 93 North or South, take Route 4 East to Route 43 South on the right. Go 2 miles to Saddleback Campground on the right. From Route 101, take Exit 3/Route 43 N. about 20 miles to campground.

N: Open from May 1st until the end of Oct (call to check for April availability). From Memorial Day thru Labor Day, PA is valid Sun thru Thurs only. PA on space available basis (drive-ins accepted, reservations recommended - credit card required to secure reservation, payment of personal check or cash upon arrival). For stays less than 5 nights, reservations are only accepted up to 10 days prior to arrival. PA discount not available on Holiday or special event weekends. Pets allowed, must bring proof of rabies shots.

Northwood NH**4 BEAVER HOLLOW CAMPGROUND**

700 Rt. 16, Ossipee NH 03864
GPS: 43.688246, -71.093014
P: (603) 539-4800
W: www.beaverhollowcampground.com
E: inquiry@beaverhollowcampground.com
RV: \$60* **PA:** \$30*



I: 139 total RV sites, can accommodate 45ft RVs. Park offers 3 comfort stations, security gate, security guard, pavilion, ice, propane, snowmobile trails, biking, hiking, basketball, ping pong, pool table, doggie park, security and much more!

D: From South: Interstate 95 North take exit #4 (left exit) Route 16 to Ossipee, NH. First right after Ossipee House of Pizza. From Route 28: Alton circle, Rte. 28 North to intersection of 16 and 28. Go right on Route 16 South. Park is 1 mile on Left.

N: Discount not available in conjunction with any other rate specials or discounts. Credit cards accepted. Pets welcome. *Rates are for 2 adults and up to 3 children, or 4 adults, \$10.00 additional charge for each extra person. \$5 additional per night for electricity.

Ossipee NH**2 WHITE BIRCHES CAMPING PARK**

218 State Route 2, Shelburne NH 03581
GPS: 44.387, -71.1395
P: (603) 466-2022
E: whitebirch131@gmail.com
RV: \$55* **PA:** \$27.50*



I: 25 total RV sites, can accommodate RVs up to 60'. Park offers hot showers (\$), laundromat (\$), swimming, small hiking trail, LP gas, and much more!

D: NOTE: GPS USERS: Please do not use 218 State Route 2 for your GPS. Please use Mt. Moriah Dr. (We are located right beside the street). Do not go up Mt. Moriah Dr. (Dead End). On Route 2, 2 miles east of Gorham.

N: P.A. discount is valid Tuesday, Wednesday and Thursday nights only. P.A. discount is not valid during weekends or holidays. No reservations, first come first serve. Cash only. Pets are allowed but must be kept on a leash and cleaned up after. Follow us on Facebook! *Rates are for 2 adults, \$8.00 for each additional person.

Shelburne NH