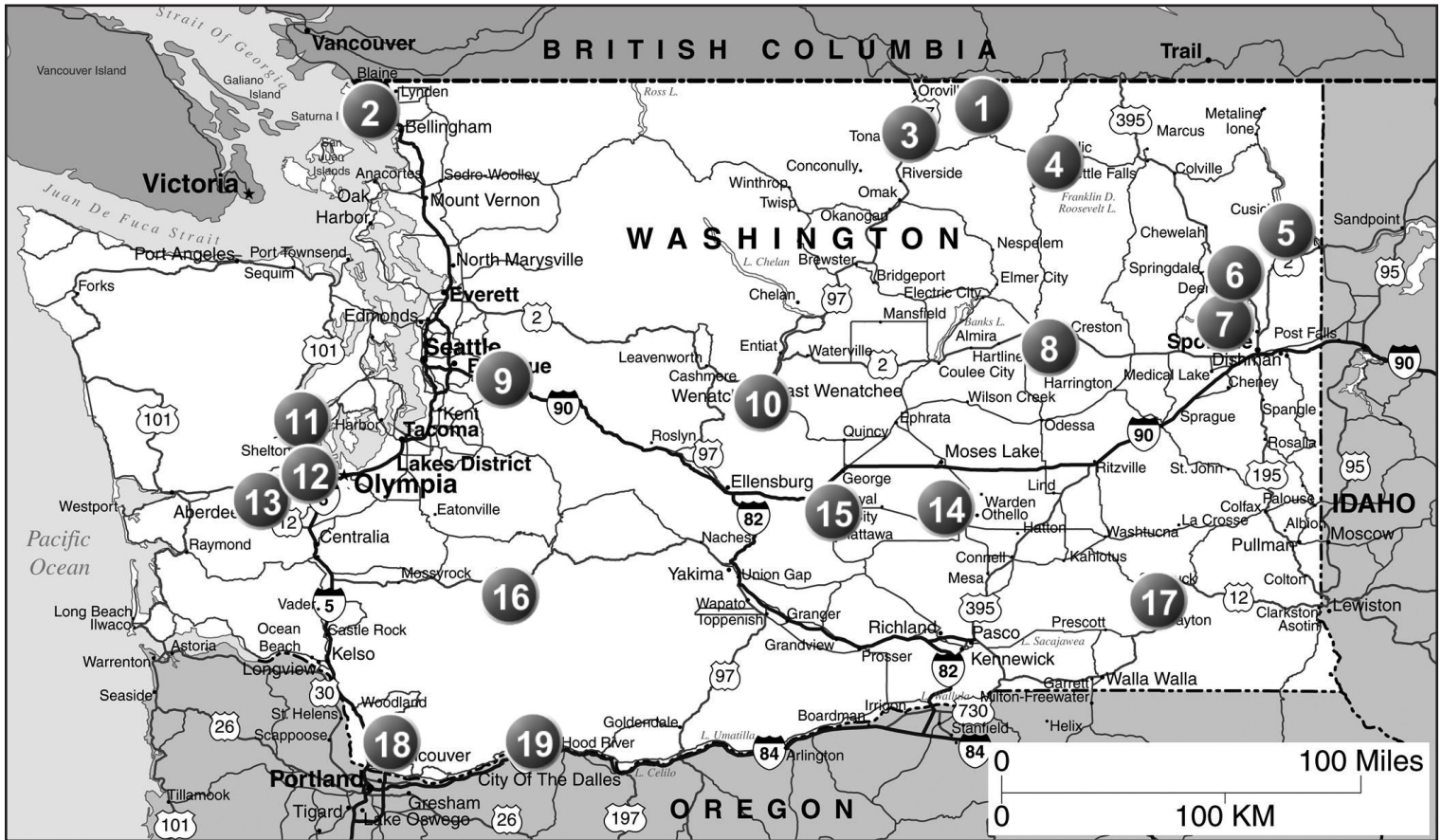



WASHINGTON



1	Oroville North Country Christian Campground	PG. 238	10	Monitor Wenatchee River County Park	PG. 238
2	Blaine Lighthouse By The Bay RV Resort	PG. 237	11	Hoodsport Glen Ayr Resort +	PG. 237
3	Tonasket Spectacle Lake Resort Δ +	PG. 240	11.2	Potlatch The Waterfront at Potlatch +	PG. 238
4	Republic Gold Mountain RV Park	PG. 239	12	Shelton Little Creek Casino Resort RV Park	PG. 239
4.2	Republic Winchester RV Resort	PG. 239	13	Elma Elma RV Park	PG. 237
5	Cusick Eagle's Landing RV Resort	PG. 237	14	Othello Mardon Resort Δ	PG. 238
6	Loon Lake Deer Lake Resort	PG. 238	15	Vantage Vantage Riverstone	PG. 240
7	Nine Mile Falls Willow Bay RV Resort & Marina	PG. 238	16	Randle Shady Firs RV Park	PG. 239
8	Wilbur Goose Creek RV Park +	PG. 240	17	Dayton Tucannon River RV Park	PG. 237
8.2	Wilbur The River Rue RV Park Δ +	PG. 240	18	Ridgefield Big Fir Campground & RV Park	PG. 239
9	Fall City Tall Chief Campground	PG. 237	19	Stevenson Dog Mountain RV Park	PG. 239

ALSO OFFERS: Δ = 50% OFF TENT RATE, + = RENTAL ACCOMMODATIONS
(CABINS, HOTEL ROOMS, ETC) DISCOUNTS - SEE PGS 272-280



2 LIGHTHOUSE BY THE BAY RV RESORT

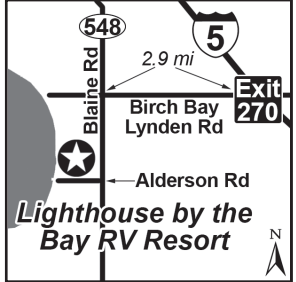
Blaine WA

4700 Alderson Road, Blaine WA 98230
GPS: 48.917917, -122.737997
P: (360) 371-5603
W: www.lighthousebythebay.com
E: info@lighthousebythebay.com
RV: \$38* **PA:** \$19*

I: 100 total RV sites (some 50 amp), can accommodate RVs up to 40ft. Free WiFi, phone, nature trail, and more! Alaskan bound RVers are welcome!

D: Take Exit 270 go west on Birch Bay-Lynden Road to Blaine Road. Go left 1 mile to Alderson Road, then go right 3/4 mile to Lighthouse By The Bay RV Resort on the right.

N: Open year round (weather permitting - call ahead during winter months). Reservations required. Reservations accepted no more than 7 days prior to arrival day. Full payment for stay required at the time of making a reservation. PA discount is valid for 2 nights. PA is not valid Friday and Saturday nights and during US and Canadian holidays. Pets are welcome and must be on leash. *\$4 additional for 50-amp service (no discount on additional fees). Rate is for four people, \$5.00 for each additional person.



5 EAGLE'S LANDING RV RESORT

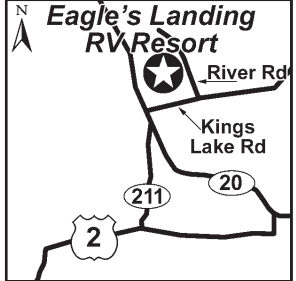
Cusick WA

949 River Rd, Cusick WA 99119
GPS: 48.3297, -117.293186
P: (509) 550-0016
W: www.eagleslandingrvresort.com
E: info@eagleslandingresort.com
RV: \$52-58* **PA:** \$26-29*

I: 32 total RV sites, can accom RVs up to 80ft, oversized marina, hiking, fire rings, propane, BBQ.

D: Coming from N from Spokane take Hwy 2 heading N about 34mi & then L on Hwy 211 still heading N. Stay on 211 N for about 15mi until you come to a stop sign, turn L on to Hwy 20 & go for about 700ft and turn R (E) on to Kings Lake Rd, drive for about 900ft and turn L (N) on to River Rd (just in front of the Texaco station, If you go across the bridge then you went to far). Head Non River Rd for just over a mile & you will see resort on L.

N: PA is not valid during holidays & holiday wknds. PA applies to nightly rate only & cannot be combined w/ another discount or special offer. PA not valid with online reservation. Passes available to nearby health & wellness center. Which sports a swimming pool, waterslide, hot tub, basketball gymnasium, full fitness & workout facilities, rock climbing wall & more. Max of two pets per site allowed without prior management approval. *\$25 pet fee will apply per stay. Nightly rates vary based on type of site.



17 TUCANNON RIVER RV PARK

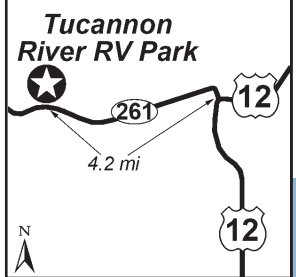
Dayton WA

511 Highway 261, Dayton WA 99328
GPS: 46.507313, -118.052988
P: (509) 399-2056, (888) 399-2056
W: www.tucannonriverrvpark.com
RV: \$35 **PA:** \$17.50

I: Quaint, secluded, family-owned RV Park with 33 large pull-through FHV sites. Each site is spacious with lots of green grass. Night skies are beautiful! We always hear the words "gem" and "oasis", if that tells you anything! Free wifi with boosters throughout the park, clean bathrooms and showers, book/dvd/game lending library, propane on site and much more.

D: Located 3 miles from Starbuck, 19 miles from Dayton, 45 miles from Walla Walla, and 70 miles from Lewiston, ID. Near Palouse Falls, Lyons Ferry State Park and Little Goose Dam. 15 Miles Northeast of Dayton on State Highway 12. Then 4 miles West on State Highway 261.

N: Open year round. Please CALL for reservations, and mention Passport America. PA discount is valid for one night maximum, Sunday through Thursday. Not valid during weekend nights, holidays, special events and primary hunting seasons.



13 ELMA RV PARK

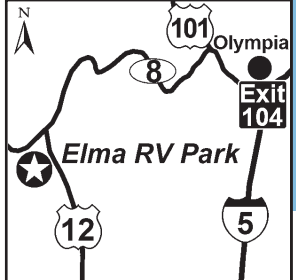
Elma WA

4730 State Route 12, Elma WA 98541
GPS: 47.003, -123.386155
P: (360) 482-4053, (866) 211-3939
W: www.elmarvpark.com
E: elma1@surepost.net
RV: \$47* **PA:** \$23.50*

I: 104 RV sites, all FHV; plus 3 PHU, sites are 25x50, accommodates 40ft rigs easily, ample room for slide outs, 14 tent sites. Sites & roads are graveled & fairly level. Free WiFi, comfort station with coinop showers, LP gas, pop machine, video rentals, library exchange, and more! Management and staff live on site. Guest mail accepted.

D: Located 25 mi from Olympia & 20 mi from Aberdeen. From I-5 S, Exit 104 in Olympia and go W towards Aberdeen. Take 1st Elma exit at SR8 and SR12 junction. Turn L and go E on SR12 under the highway overpass. Cross the bridge and park is on the R. Heading N on I-5, take Exit 88B and proceed on SR 12 approx 30 minutes. Park entrance is on the L at the Pacific Pride Gas Station.

N: Open year round. PA Monday, Tuesday & Wednesday nights only. PA not valid on 4 Pull Thru Sites. Credit cards & cash accepted. Pets are welcome, must be on leash at all times & must be picked up after. *Tax included. Rates for 2 people. \$2 add'l per night for each extra person. \$2 add'l on holidays, please call campground for add'l info.



9 TALL CHIEF CAMPGROUND

Fall City WA

29290 SE 8th St, Fall City WA 98024
GPS: 47.600025, -121.945697
P: (888) 318-1243
W: www.ThousandTrails.com
RV: \$73* **PA:** \$36.50*

I: 113 total RV sites. Can accommodate RVs up to 40'. Most sites shaded. Mini golf.

D: From Redmond: Travel E on Hwy 202. Turn L on SE 8th St at the totem pole, between mile markers 18 & 17, to the resort entrance. From I-90: Take Preston-Fall City off-ramp. Go R through Preston, to Fall City then L on Hwy 202 for 4 mi. Turn R at SE 8th St at the totem pole, between mile markers 17 & 18, to the resort entrance.

N: Open year-round! Book at ThousandTrails.com with code PA22. For additional assistance please call (888) 318-1243. PA discount is valid Sunday thru Thursday. PA is not valid during July, August and during special events, holidays and holiday weekends. PA is valid for 5 nights max. PA discount is valid on Standard Sites only and cannot be combined with any other discounts. *Daily rates subject to change without notification.



11 GLEN AYR RESORT

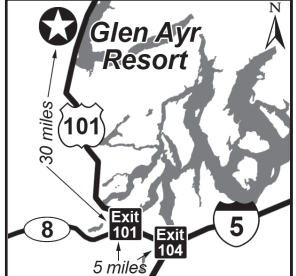
Hoodspport WA

25381 N US Hwy 101, Hoodspport WA 98548
GPS: 47.42052, -123.130971
P: (360) 877-9522
W: www.garesort.com
E: office@garesort.com
RV: \$49-63* **PA:** \$24.50-31.50*

I: 37 total RV sites, can accommodate RVs up to 45ft.

D: Located just 1 mile north of Hoodspport. From I-5 South take exit 104 for US-101 N, continue onto US-101 N for 5.5 miles. Take Exit 101 toward Shelton/Port Angeles. Continue onto US-101 N for 30 miles, destination will be on the left.

N: Open year-round! PA is valid Sunday thru Thursday only. PA valid October 1st through April 30th. Two nights minimum stay required to receive discount (PA valid on all applicable required nights). PA is valid for two nights max. PA not valid during holidays and holiday weekends. Reservations recommended. Payment for first night stay required with reservation. Please mention PA at time of reservation. Drive-ups welcome. *RV site rates vary based on type of site and occupancy. Plus tax. Rates are for 2 people, 2 pets and 1 vehicle. \$10 for each add'l person, \$15 per add'l pet and \$10 per add'l vehicle per night.



6 DEER LAKE RESORT

3906 W Canyon Springs Way, Loon Lake WA 99148
GPS: 48.122232, -117.598239
P: (509) 233-2081
W: www.deerlakeresort.com
E: deerlakeresort@sina.com
RV: \$60* **PA:** \$30*



I: 54 total RV sites, can accommodate RVs up to 42ft, propane, horseshoes, 195 acres surrounding a beautiful spring-fed lake that is home to some of the best Trout and Silver fishing in Eastern Washington. We offer condos, park models, rustic cabins, covered wagons all for rent; along with RV and tent sites.

D: Locate 35 miles S of Colville off Hwy 395 and 35 miles N of Spokane off Hwy 395. Turn onto North Deer Lake Rd. Travel 1.5 miles to a "Y" in road (stay left). Travel 1.3 miles to Deer Lake Resort.

N: Open May thru September. PA not valid July, August and all holidays. PA valid for 2 nights max. Reservations recommended. Must mention PA at the time of making reservation. Check-in: 1PM, check-out: 11AM. *Plus tax. Rates are for up to 4 people. \$5 for each add'l person.

Loon Lake WA**10 WENATCHEE RIVER COUNTY PARK**

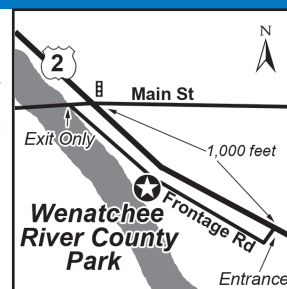
2924 State Hwy 2, Monitor WA 98836
GPS: 47.4848, -120.4098
P: (509) 667-7503
W: www.wenatcheeriverpark.org
E: marylee.redline@co.chelan.wa.us
RV: \$35-40* **PA:** \$17.50-20*



I: 49 total RV sites, can accom RVs up to 90ft, sewer, security, ice, recycling, DVDs, ping pong, biking, fishing, golf, hiking, horseshoes & volleyball.

D: Located at 2924 State Hwy 2 just E of traffic light at Main St/Easy St in Monitor. E bound on 2: Just E of traffic light at Monitor look for Brown sign announcing turnoff to park (it's about a 1,000 ft E of light). Turn onto frontage rd & come back W about 800 ft to park entrance on your L. West bound on 2: After leaving Wenatchee, you will come down a hill onto "Monitor Flats". Get into L lane & watch for Brown park signs. Turn L across oncoming traffic & then continue W on frontage rd 800ft before turning L into park.

N: Open April-Oct. PA valid 4 nights. PA not valid May-Sept, Fri, Sat & during holidays. PA valid April & Oct. Reservations require payment. PA must be mentioned at time of reservation. No RVs older than 20 years. No tents. Cash & credit cards accepted. Tobacco free park. 2 pet limit. *Rates W/E \$35, PA \$17.50. FHV \$40, PA \$20. Rates are for 4 people, \$5 for each add'l person.

Monitor WA**7 WILLOW BAY RV RESORT & MARINA**

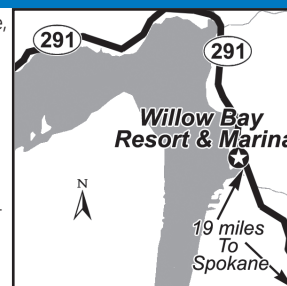
6607 Highway 291, Nine Mile Falls WA 99026
GPS: 47.88033, -117.657098
P: (360) 466-4468
W: www.wbrvresort.com
E: resort1214@gmail.com
RV: \$47* **PA:** \$23.50*



I: 28 total RV sites, can accommodate RVs up to 50ft, horseshoes, hiking, biking, ice, phone, recycling. A clubhouse, with HD satellite TV, and two indoor bathhouses are also great amenities to the RV resort. The resort features a swimming area, volleyball court, horseshoes, and tetherball.

D: Located 19 miles from Spokane, WA. From I-90, take Division Street exit in Spokane heading north. Take left on Francis Street heading east. Continue on Highway 291 roughly 15 miles, resort will be on your left-hand side.

N: Open April 1 to October 31. Passport America discount valid only Monday through Thursday. 2 night minimum stay on all Passport America reservations. Passport America discount not applicable on major US Holidays. Reservations required and must be made in advance by calling (360) 466-4468. PA is not valid with online reservations and drive-ups. Credit cards accepted. Pets welcome. *Plus 7.6% Sales Tax. All resort fees included in reservation.

Nine Mile Falls WA**1 NORTH COUNTRY CHRISTIAN CAMPGROUND**

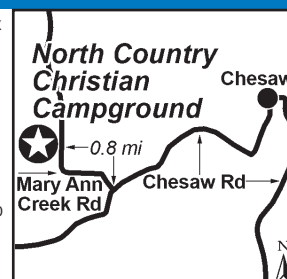
737 Mary Ann Creek Road, Oroville WA 98844
GPS: 48.94063, -119.097261
P: (509) 485-2011, (509) 560-3409
RV: \$10-15* **PA:** \$5-7.50*



I: 21 RV sites, can accommodate almost any size RV. Sanitary pit privy, water across the road, dump across the creek (via roads & hard to get to), WiFi is limited, pasture for livestock, fenced yard across the road for children & pets, laundry & shower by arrangement, school, chickens, sheep, & a cat.

D: Located 18 mi from Oroville & 22 mi from Tonasket. From Tonasket, go past Sitzmark Ski area & follow signs to Chesaw until you turn left on Mary Anne Creek Rd. From Oroville, head toward Chesaw, turn left on Mary Anne Creek Rd. From Chesaw, head toward Oroville, turn right on Mary Anne Creek Rd & CG is 3/4 mile on the L.

N: Open May 1st, or when snow melts. Close: October 31st, or after first deep sticking snow. Campground caters to families and quiet people. Campers must fill out a liability release at check-in. Smokers should keep cigarette butts in ashtrays. No loud parties or music. No drugs or drink in the open. No yelling, barking dogs, or disturbing the peace. *Without Power: \$10.00, P.A. \$5.00. With Power: \$15.00, P.A.: \$7.50.

Oroville WA**14 MARDON RESORT**

8198 Hwy 262 SE, Othello WA 99344
GPS: 46.965952, -119.319725
P: (509) 346-2651
W: www.mardonresort.com
E: info@mardonresort.com
RV: \$50-70* **PA:** \$25-35*
TENT: \$35-36* **PA:** \$17.50-18*



I: 95 total RV sites. Can accommodate RVs up to 45ft. new park cottages, motel, cabins, beach, lake swimming, paddleboats and canoes, marina, tackle & gift shop, ice, restaurant & lounge, mini-golf course, boat rentals, picnic area, canoeing, gas, hiking, biking, jet skis, bird watching area, fishing and duck hunting guides and tours available, premier Bass, Walleye & Rainbow Trout fishing.

D: Eastbound on I-90 to Dodson Road Exit #164, turn south on Dodson Road and proceed 9 miles. Turn left onto Frenchman Hills Road. Go to Hwy 262, take another left and go 6 miles to MarDon Resort. Or 16 miles SW of Moses Lake - Hwy 17 to Hwy 262.

N: Open year-round. PA is not valid July or August. During June, PA is valid Sunday thru Thursday. PA discount is valid for 10 days maximum per month. PA is not valid during event and holiday weekends. *\$3 additional charge per pet per day, some restrictions on breeds.

Othello WA**11 THE WATERFRONT AT POTLATCH**

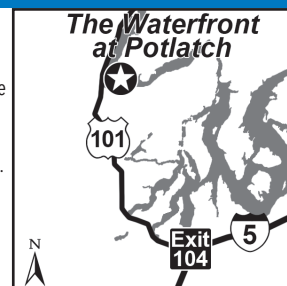
21660 N US Hwy 101, Potlatch WA 98584
GPS: 47.370888, -123.158947
P: (360) 877-5656
W: https://www.skokomishtourism.com/waterfront
E: info@wresort.com
RV: \$40-45* **PA:** \$20-22.50*



I: RV sites looking over the Hood Canal. 14 total RV sites, can accommodate RVs up to 40ft.

D: Merge onto US - 101 N via Exit 104 toward Aberdeen/Port Angeles (6 miles) Merge onto US - 101 N toward Shelton/Port Angeles (26 miles) Waterfront at Potlatch will be on the right hand side just after the Cushman Power House.

N: Open year-round! PA is valid Sunday thru Thursday nights only. PA is not valid June, July and August. PA is not valid during Memorial Day and Labor Day weekends. Reservations accepted by phone only. PA does not apply to the Premier sites #4 & #5. *Standard site \$40, PA \$20 and Deluxe site \$45, PA \$22.50. Rates are for 2 people, \$5 for each additional person per day. Maximum 6 people per site. 1 RV and 1 vehicle per site. Additional vehicles are \$10 per night. Sites 6-9 do not have tow vehicle parking.

Potlatch WA

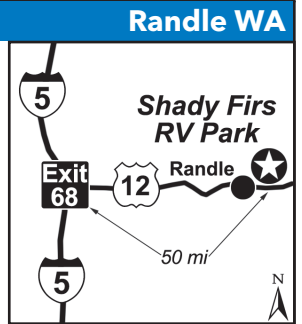
16 SHADY FIRS RV PARK

10205 US Hwy 12, Randle WA 98377
GPS: 46.534383, -121.908767
P: (360) 497-6108
RV: \$60* **PA:** \$30*

I: Small, personally owned park 35 total RV sites, can accomm RVs up to 45ft, shade trees and grass. Water & electric hookups only. BBQ at some sites.

D: Located 50 miles east from I-5 and 80 miles west of Yakima. Park is 2 miles east of Randle, exit off Highway 12 into park at main entrance just before Young Rd (DO NOT enter on Young Rd, there are 2 entrances on Hwy 12).

N: Open May 15th thru November 1st. Limited availability. Reservations by phone are required (no drive-up accommodations). PA is valid for 3 nights max. PA is not valid on holidays. Limited 50-amp sites available. No discount on tenting. No Wi-Fi or TV available. CASH ONLY. Pets welcome, must be on leash. *Plus Tax. Rates are for two people, one RV and one vehicle. \$5 for each add'l vehicle per day. Rates are for 2 people only, \$3.00 for each add'l person per day. \$5 add'l dumping fee for overnight guests. \$10 for coming in off the road to dump or fill up on water. \$5 add'l for RVs over 40ft. RVs over 38ft be advised there are low hanging trees in the park.



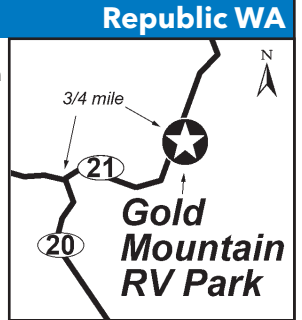
4 GOLD MOUNTAIN RV PARK

4 Old Kettle Falls Rd, Republic WA 99166
GPS: 48.653822, -118.669992
P: (509) 775-3700
W: www.goldmountainrvpark.com
E: manager@goldmountainrvpark.com
RV: \$45* **PA:** \$22.50*

I: 21 total RV sites, Big Rigs Welcome. Community fire pit, propane. The community area of the clubhouse offers a vending machine, a counter with a sink, an information corner, a reading nook by the fire (with a growing library), and a piano. We have maps of WA Snowmobile trails for winter riding on hand.

D: For GPS device use: 16330 N Hwy 21, Republic, WA 99166. Conveniently located alongside North Highway 21 just 3/4 of a mile off of Highway 20. About 2 1/2 miles east of Republic, Hwy. 20 intersects with North Hwy. 21 at Pine Grove Junction (Cenex gas station and restaurant). From this intersection, head north about 3/4 of a mile. You will see Gold Mountain RV Park on your right. Turn right on Old Kettle Falls Rd. Take the first right into the log entryway.

N: Open year-round! PA is valid Nov 1st thru May 1st. PA is valid for 1 night. Please see management for discounts on longer stays. No discounts on tent sites or tipi rentals. *Rates are for 2 adults. \$3 for each additional adult. Children stay free.



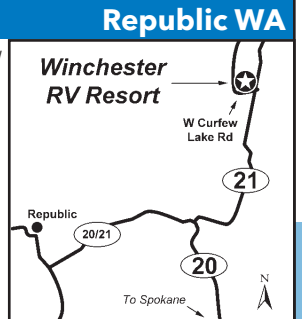
4 WINCHESTER RV RESORT

8 West Curlew Lk Rd, Republic WA 99166-8704
GPS: 48.67907, -118.666699
P: (509) 775-1039
W: www.winchesterrvpark.com
E: relaxing@winchesterrvpark.com
RV: \$37 **PA:** \$18.50

I: 33 total RV sites, back-in sites can accommodate RVs up to 40ft., 5 100-ft. pull-thrus. Sites are paved with large grassy areas between for space and comfort, large pet walk area, cabins & tent sites available, small store with RV supplies, ice, free local attraction guide and lists of area events area. Restrooms and laundry are wheelchair accessible.

D: Located 5 mi from Republic, WA. From Hwy 20 (Sherman Pass) take R on Hwy 21 at Cenex Station heading towards Curlew Lake, go 2.5 miles, take L on West Curlew Lake Rd. From Tonasket, at stop sign in Downtown Republic, take a R to Hwy 21 JCT (Cenex Station), go L on 21 for 2.5 mil, L on W Curlew Lake Rd. Winchester RV Park is 1/2 block on R.

N: Open year-round. PA is valid Nov thru April only. 2 nights minimum stay required. PA is valid for 2 nights max per stay. Park office is closed on Saturdays. *Rates based on 5 guests (2 adults, 3 children) per site. 6 guests max per site. \$8 for each extra adult & \$5 for each extra child. No add'l charge for children 3 and under.



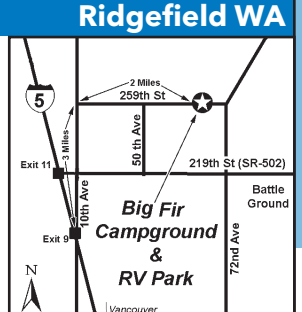
18 BIG FIR CAMPGROUND & RV PARK

5515 Northeast 259th St, Ridgefield WA 98642
GPS: 45.808577, -122.614988
P: (360) 887-8970
RV: \$46.08-50.46* **PA:** \$23.04-25.23*

I: 37 RV sites, 3 pull-thrus. Big rigs welcome. Free Wi-Fi. All sites have a BBQ grill and table. Limited groceries, RV supplies, and recreation. Country park in deep shade under tall fir trees. Separate tent area June through August.

D: Located 5 miles north of Vancouver, 15 miles north of Portland, OR. I-5 exit 9, go N on 10th ave, approximately 3 mi. Turn right onto 259th St, approximately 2 mi to campground. I-5 exit 11, go E on 502 toward Battleground 2 mi, turn left onto 50th Ave, approx. 2 mi to 259th St. Turn right on 259th St. Campground 1/4 mi on the right.

N: Open year-round! P.A. rate is on a drive-up accommodations basis only (reservations at full price rate only). Please call after 1 P.M. on the day of arrival to check availability. P.A. discount valid for up to 4 nights and is valid Sunday through Thursday. P.A. discount is not valid during holidays and special events. *Rates are for up to 4 people and 1 vehicle, each additional person and vehicle will be \$2.19 per day.



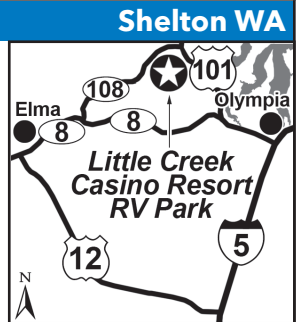
12 LITTLE CREEK CASINO RESORT RV PARK

91 W State Route 108, Shelton WA 98584
GPS: 47.130259, -123.101986
P: (360) 427-7711
W: www.little-creek.com
RV: \$44-64* **PA:** \$22-32*

I: One of WA State's Largest Smoking Casinos Featuring Latest Slots & Live Table Gaming. 44 total RV sites, can accomm RVs up to 70ft, pet area. 6 Unique Dining Experiences, Live Entertainment, The Luxurious 7 Inlets Spa & Salon, Espresso & Wine Bar & Award Winning 18-Hole Championship Salish Cliffs Golf Club.

D: Located 7mi from Shelton & 12mi from Olympia. From Seattle or Portland: Travel I-5 N or S to Exit 104. Keep R to exit onto Hwy 101 Shelton/Bremerton. Follow 6 mi. Exit R & then L to McCleary. Take L - Located on Hwy 108 right off of Hwy 101. From Ocean Beaches: Travel Hwy 12E - Turns into Hwy8. Take exit on L to McCleary. Follow directions to Hwy108. Take L & follow on Hwy108 for 12 mi. Located on Hwy108 right off of Hwy 101.

N: Open year-round! PA not valid June thru Aug & during special events, holidays & holiday weekends. PA valid for up to 3 nights. PA valid Sun thru Thurs. Reservations are recommended. *Plus 10% tax. Rates vary based on day of week & length of RV site. Rates subject to change without notice.



19 DOG MOUNTAIN RV PARK

42 Delina Ln, Stevenson WA 98648
GPS: 45.70945, -121.76997
P: (509) 310-3653
W: www.dogmountainrv.com
E: dogmountainrv@gmail.com
RV: \$60 **PA:** \$30

I: 15 total RV sites, can accommodate RVs up to 44ft. Owners live on site. Dog Mountain RV Park is a great base camp for outdoor enthusiasts in the Columbia River Gorge.

D: Located 50 miles from Portland, OR and 45 miles from Vancouver, WA. Between the mile marker 50 and 51 on the north side of scenic State Highway 14. Just five miles east of Stevenson, WA in Home Valley, WA.

N: Open year round. Drive up accommodations only (no reservations). PA discount is valid for two nights max. Check-in: Noon to 7PM, Check-out is Noon. Pets welcome. Limit 2 pets per site.



3 SPECTACLE LAKE RESORT

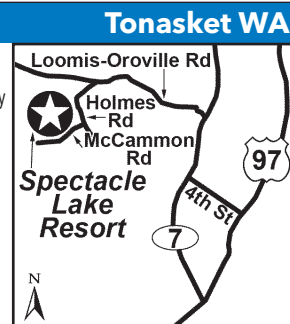
10 McCommon Rd, Tonasket WA 98855
GPS: 48.809273, -119.531378
P: (509) 223-3433
W: www.spectaclelakeresort.com
E: spectaclelake@okcom.org
RV: \$42 **PA:** \$21
TENT: \$42 **PA:** \$21



I: 36 total sites, can accommodate RVs up to 40ft, modern cabins (please see management for details).

D: Heading N on Hwy 97 Take a Left on 4th St, Go 2 Blocks & take a right on Hwy 7, go 5.2 miles and stay straight to go onto Loomis Oroville Rd. Go 5.9 miles and turn left onto Holmes Rd. Continue 1/2 mile and take a right on McCommon. Park will be second driveway on right.

N: Open April 1 to October 31. Reservations and drive-ups welcome. Credit cards accepted. Pets welcome.

**15 VANTAGE RIVERSTONE**

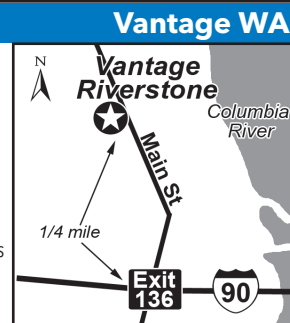
551 Main St, Vantage WA 98950
GPS: 46.945472, -119.990667
P: (509) 856-2800
W: www.visitvantage.com
E: vantagedesk@gmail.com
RV: \$45* **PA:** \$22.50*



I: 100 total RV sites, can accommodate RVs up to 70ft, canoeing, biking, chapel service, basketball, ATV, jet skiing.

D: Located 30 miles from Ellensburg and 45 miles from Moses Lake. I-90, Exit 136, turn north, go 1/4 mile. Park is on the left.

N: Open year-round. PA is valid for 4 nights per week. PA is not valid during weekends (Friday & Saturday) from Memorial Day Weekend through Labor Day Weekend. PA is not valid during holidays or concerts. PA discount does not apply to pull thru, riverfront and 50 amp sites. Reservations and drive-ups welcome. *Plus tax. Rates are for 2 people. Additional charge for each additional person.

**8 GOOSE CREEK RV PARK**

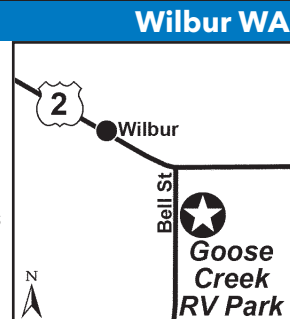
712 SE Railroad Ave, Wilbur WA 99185
GPS: 47.756645, -118.700224
P: (509) 647-5888
W: www.goosecreekrvpark.com
E: info@goosecreekrvpark.com
RV: \$36-43* **PA:** \$18-21.50*



I: 45 total RV sites, can accommodate RVs up to 45ft, all standard sites provide paved unit parking and concrete patio area with a picnic table. Sites also provide city water, sewer and 15/30/50 amp electrical service. Limited WiFi as well as on site Laundromat, restrooms with free showers.

D: Located 21 miles from Grand Coulee. Eastbound Highway 2 - Wilbur, WA take right onto Bell St - use second entrance on left. Westbound Highway 2 - Wilbur, WA take left onto Bell St - use second entrance on left.

N: Open April 1st thru October 31st. PA is valid for 2 nights max. PA is not valid during holidays, holiday weekends and one week before & after the holiday. PA is not valid on the 3 pull thru sites (only for RVs over 30 ft). Reservations by phone only. PA discount not valid with an online reservation. Drive-ups welcome, but not guaranteed. Pets must be on leash at all times. *Rate is for one RV and one vehicle. Additional charge for each additional vehicle. Rate: standard 30-amp back-in \$36, PA \$19 and Standard 50-amp back-in \$43, PA \$21.50.

**8 THE RIVER RUE RV PARK**

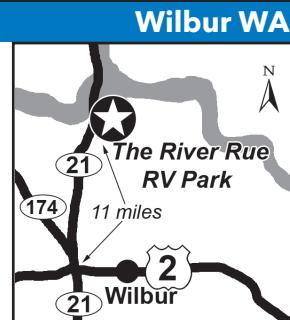
44892 State Route 21 N, Wilbur WA 99185
GPS: 47.91442, -118.69593
P: (509) 947-8158
W: www.riverrue.com
E: office@riverrue.com
RV: \$49 **PA:** \$24.50
TENT: \$35 **PA:** \$17.50



I: 97 total RV sites, can accommodate RVs up to 52ft, phone, ice, store and restaurant (seasonal),

D: Located 15 miles from Wilbur and 60 miles from Spokane. From Intersection of US Hwy 2 and State Route 21 in Wilbur, go approximately 11 miles north on State Route 21 to the park entrance on the right.

N: Open year round! PA discount is valid for 2 nights max. PA discount is not valid during holidays and holiday weekends. Reservations and drive-ups welcome. Reservations accepted by phone only.

**Notes:**