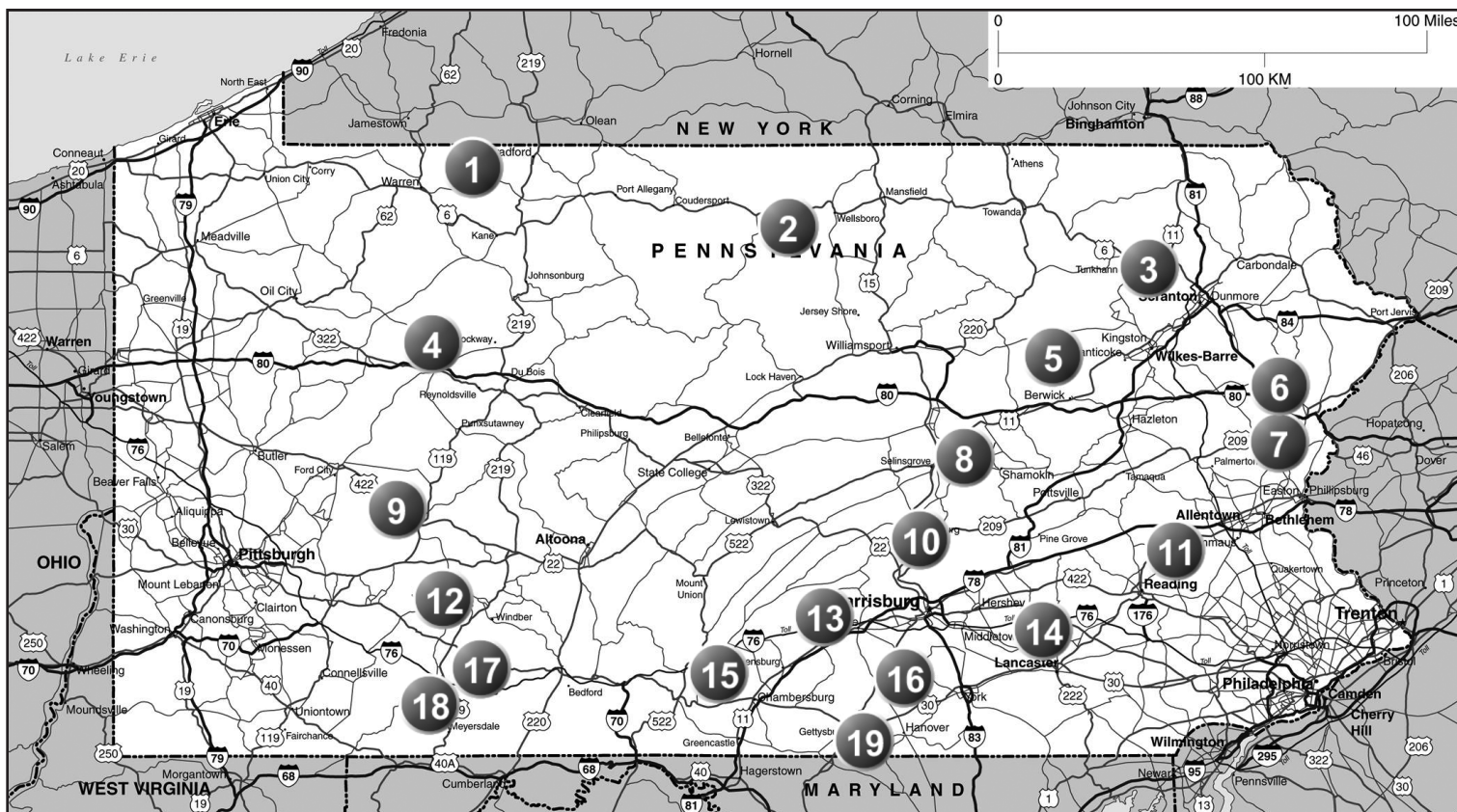
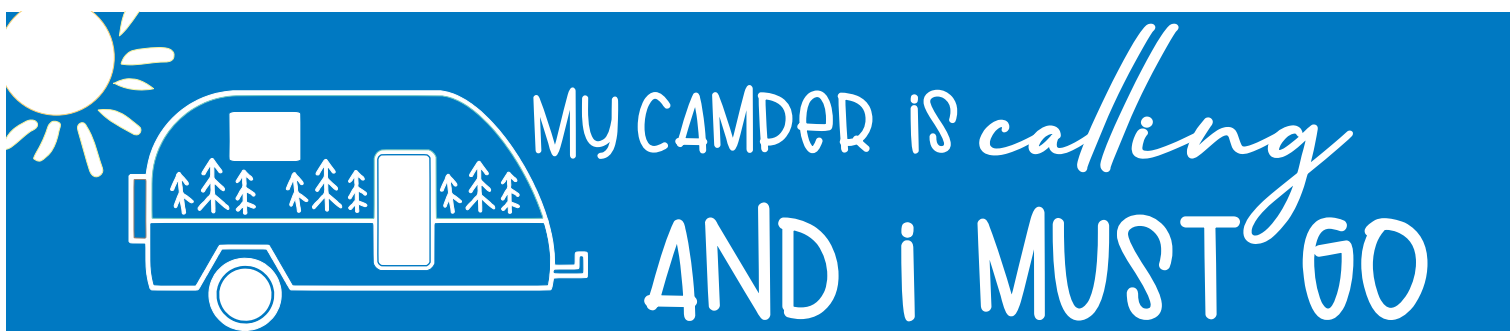


PENNSYLVANIA



1	Russell Red Oak Campground	PG. 176	10.2	Liverpool Lake Heron Retreat +	PG. 175
2	Gaines Snyder's Family Campground Δ +	PG. 174	11	Kutztown Sacony Park Family Campground	PG. 175
3	Tunkhannock Stony MT Family Campground Δ	PG. 177	12	New Florence Mirror Lake RV Camping & Fishing	PG. 176
4	Clarrington White's Haven Campground & Cabins Δ	PG. 174	13	Loysville Paradise Stream Family Campground	PG. 175
5	Benton Grassmere Park Campground	PG. 174	13.2	Newville / Carlisle Dogwood Acres Campground Δ +	PG. 176
5.2	Stillwater Whispering Pines Camping Estates Δ +	PG. 177	14	Manheim Thousand Trails PA Dutch Country RV Resort	PG. 175
6	Tobyhanna Hemlock Campground & Cottages Δ +	PG. 177	15	Burnt Cabins Ye Olde Mill Campground	PG. 174
7	Saylorsburg Silver Valley Campsites Δ +	PG. 176	16	Dillsburg Walmar Manor Campground Δ	PG. 174
8	Sunbury Fantasy Island Campground	PG. 177	17	Friedens Rainbow Woods Camp	PG. 174
9	Shelocta Wheel-In Campground	PG. 176	18	Rockwood Hickory Hollow Campground	PG. 176
10	Liverpool Ferryboat Campsites Δ	PG. 175	19	Gettysburg Round Top Campground	PG. 175

ALSO OFFERS: Δ = 50% OFF TENT RATE, + = RENTAL ACCOMMODATIONS
(CABINS, HOTEL ROOMS, ETC) DISCOUNTS - SEE PGS 272-280



5 GRASSMERE PARK CAMPGROUND

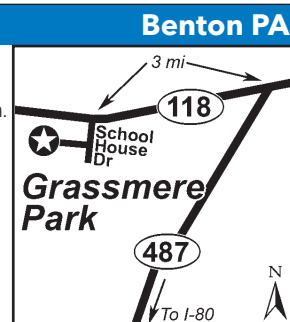
67 Grassmere Park, Benton PA 17814
GPS: 41.27426, -76.382959
P: (570) 925-2044
W: www.grassmereparkcampground.com
E: grassmerepark@outlook.com
RV: \$35-45* **PA:** \$17.50-22.50*



I: Can accommodate RVs up to 40ft. In business for over 50 years, Grassmere Park Campground offers a rustic outdoor camping experience with 70 wooded campsites for tents and trailers, bath house amenities, access to fishing creek, 2 acre activity field for a friendly game of baseball, frisbee, or just relaxing in the sun.

D: I-80 Exit 236, take Rt 487 N for 22 1/2 miles to Jct 118. Turn L (west) and go 3 miles to Schoolhouse Dr (sign on R) left 100 yards. Take first right onto Grassmere Park Dr, go 1/4 mile to office.

N: Open May thru mid October. Reservations required. PA discount is valid Monday thru Thursday nights only. PA is valid for 2 nights. PA is not valid during holidays and holiday weekends. Credit cards accepted. Pets must be kept on leash at all times. No firearms. *Rates are for a family of 4. \$3 for each add'l person.

**15 YE OLDE MILL CAMPGROUND**

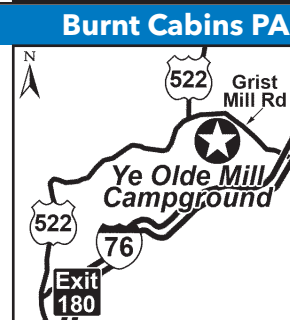
582 Grist Mill Rd, Burnt Cabins PA 17215
GPS: 40.077603, -77.887983
P: (717) 987-3244
W: www.historicmillandcamping.com
E: info@historicmillandcamping.com
RV: \$35* **PA:** \$17.50*



I: 44 total RV sites, 12 sites are 90-100ft long pull-thrus, can accommodate RVs up to 40ft., honey wagon service available, pavilion, state stocked trout stream, stocked camp store with fresh lunch meat, sandwiches and subs, Mill Tours on Sunday morning, and planned weekend activities.

D: PA Turnpike Exit 180. Rte 522 north to village of Burnt Cabins. Bear right onto Grist Mill Road. Campground is 1/2 mile on right.

N: PA is valid Sun thru Thurs for 2 nights max. PA not valid during weekends, holidays, and special event weekends (call for details). PA is not valid for tent sites. Drive-up accommodations only (no discount with reservation). Cash only. *Rates are subject to change. Rates are for 2 adults, \$3 for each add'l person and visitor. A/C and electric heaters are \$3 add'l per day. \$3 add'l for 50-amp per day. Separate fee for honey wagon service.

**4 WHITE'S HAVEN CAMPGROUND & CABINS**

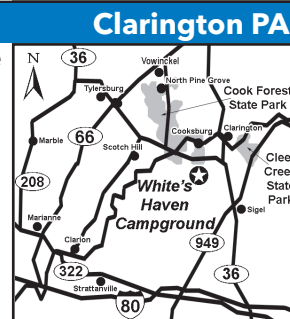
3058 Cathers Run Road, Clarington PA 15828
GPS: 41.310904, -79.169232
P: (814) 752-2205
W: www.whiteshavencampground.com
E: whiteshavencampground@gmail.com
RV: \$50* **PA:** \$25*
TENT: \$30* **PA:** \$15*



I: 140 total RV sites, 2 pull-thrus, 65 full hook-up sites and 66 water and electric sites, can accommodate up to 45ft RVs. Campground offers hot showers, rental accommodations, nature trails, and more!

D: From I-80, take exit 78, Brookville, PA. Take Route 36 north 13 miles.

N: Open year round! PA discount is valid Sunday through Thursday nights. Not accepted on holidays. PA discount is honored for maximum 2 nights. Reservations are recommended. *Rates are for 4 people, \$5.00 for each additional person.

**16 WALMAR MANOR CAMPGROUND**

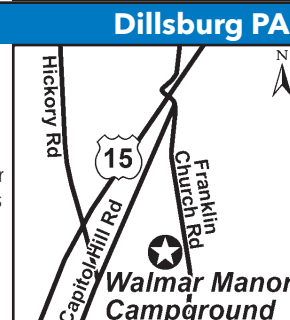
125 Walmar Manor, Dillsburg PA 17019
GPS: 40.060887, -77.055394
P: (717) 432-4523
W: www.walmarmanorcampground.com
E: Walmar@mhcmail.com
RV: \$42* **PA:** \$21*
TENT: \$28* **PA:** \$14*



I: 69 total RV sites (42 full hookups and 27 partial hookups), can accommodate RVs up to 45ft.

D: From Route 15 South - turn right onto Franklin Church Rd. From Route 15 North - turn left onto Franklin Church Rd.

N: Open year-round. PA is valid Sun thru Thurs. PA is not valid during holidays. PA not valid on weekly or monthly rates. Reservations are recommended. Check-in time: 2:00PM. Check-out time: 1:00PM. *Rates are for 2 adults and 2 children. From Memorial Day through Labor Day \$5 for each add'l person. From day after Labor Day through day before Memorial Day \$3 per add'l person.

**17 RAINBOW WOODS CAMP**


124 Summer Camp Rd, Friedens PA 15541
GPS: 40.030153, -78.950819
P: (814) 445-4093
W: www.rainbowwoodsescamp.com
E: rw22camp@yahoo.com
RV: \$50-55* **PA:** \$25-27.50*



I: 35 total RV sites (29 are 30 amp, 6 are 50 amp), can accommodate RVs up to 40ft.

D: Located 10 miles from Somerset. From Pa turnpike, take Exit 110 from toll booth go straight and at 3rd light make a left, you will be on 281N. Follow 281N for 5.1 miles. You will come to Friedens Fire Hall and turn right on Welsh Hill Road. Go 3.1 miles and you will arrive at RV Park entrance on your right side 124 Summer Camp Rd.

N: Open April 15th thru October 31st. PA discount applies to nightly rate only and cannot be combined with another discount or special offer. PA discount does not apply to tent sites. *Rates: W/E \$40, PA \$20 and FHU \$45, PA \$22.50. Rates include 2 adults and 2 children per RV.

**2 SNYDER'S FAMILY CAMPGROUND**

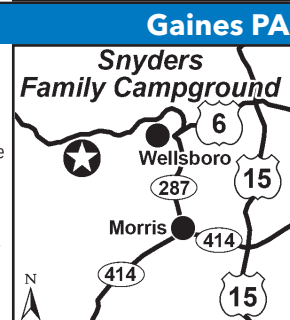
1472 Route 6, Gaines PA 16921
GPS: 41.749136, -77.574769
P: (814) 435-2550
W: www.snyders-family-campground.com
E: camp@snyders-family-campground.com
RV: \$37-42* **PA:** \$18.50-21*
TENT: \$25-30* **PA:** \$12.50-15*



I: 140+ RV sites, can accommodate RVs 45ft+, 2 ponds for catch and release fishing, cable TV.

D: Traveling W on I-80, take EX 210-B to Rte 15 N. Follow 15 N for approx. 46 mi then take PA-414 Exit & turn L onto 414 W. In 9.7 mi stay straight onto PA-287 & go 11.7 mi into Wellsboro, where you will turn R onto US Rte 6 (Your GPS may tell you to turn L here, but a RIGHT is better). Follow route 6 W approx 19 mi. Snyder's is on the L. We were formerly the Kearsse Campground.

N: Open April 15 thru October 14. PA is not valid Friday and Saturday nights. PA is not valid during holidays and holiday weekends. Reservations and drive-ups welcome. Please mention Passport America when making a reservation. *Rates RV Sites: \$37 Water/Electric and \$42 full hookup. Tents: \$25 Primitive Site and \$30 Water/Electric. \$5 additional per night for 50 amp. Use of the dump station is free on departure with a minimum 2 night stay. If you dump on arrival, or only stay one night it is \$15 to dump. Honey wagon service is \$25 per pump-out.



12 MIRROR LAKE RV CAMPING & FISHING

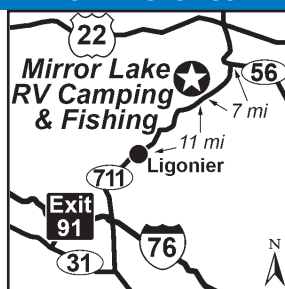
112 Trout Run Dr, New Florence PA 15944-9639
GPS: 40.3542, -79.11818
P: (724) 235-2115
W: www.mirrorlakervcamping.com
E: info@mirrorlakervcamping.com
RV: \$35-58* **PA:** \$17.50-29*



I: 40 total RV sites. Can accommodate RV's up to 40ft. Firewood, LP gas, 5 acre stocked fishing lake & PA trout stream.

D: Use the following address for GPS: 105 Creek Rd, New Florence, PA 15944. Located on scenic PA Rt. 711, 11 mi N of Ligonier & 14 miles from Johnstown. PA Turnpike to Exit 91 (Donegal). Left on Rt. 31 E, Left on Rt. 711 N. From Pittsburgh: Take Rt. 22 East to Rt. 56 East at Armagh, then 711 South.

N: Open mid April to mid October. PA discount is valid Sunday through Thursday only. PA discount is not valid during holiday weekends (Fri, Sat & Sun) or special events. Must call for reservations from April 11th to May 24th and September 1st to October 17th. Not valid for group camping. Check in time 3:00pm check out 2:00pm. Cash only, no checks or credit cards. *Rates are for water & electric sites. Rates are for family of 4 (2 adults & 2 children under 18) add'l people per night: adults \$10.00, children \$5.00. Day Guests, \$5.00 add'l for adults and \$4.00 add'l for children.

New Florence PA**13 DOGWOOD ACRES CAMPGROUND**

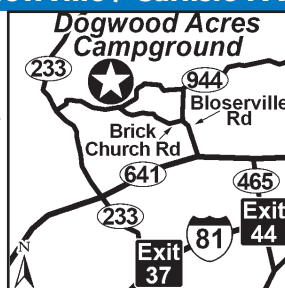
4500 Enola Road, Newville / Carlisle PA 17241
GPS: 40.234374, -77.399598
P: (717) 776-5203
W: www.dogwoodcamping.com
E: info@dogwoodcamping.com
RV: \$57-77* **PA:** \$28.50-38.50*
TENT: \$34-37* **PA:** \$17-18.50*



I: 100 campsites, RVs up to 40ft. disc golf, ice, electric car charging station.

D: Call for directions. I-81 N to EX 37. I Turn at stop sign onto 233 N approx 9 mi to 944E on R. CG is 2.3 mi on L at big green sign. I-81 S to EX44, turn R onto 465 N. Go 1 mi, turn L onto Rt641 W, go 5.2 mi, turn R onto Bloersville Rd. Go 1.2 mi to Brick Church Rd, turn L go 3 mi to Rt944, cross Rt944 into CG. From I-76 W from Phila.: EX 226(Carlisle) to Rt 81 S. & follow above directions. I-76 E from Pittsburgh: EX201 (Blue MT) Turn L onto 997, stay on 997 to Rt233. Make a R, go 1/2 mi then turn L onto Rt944. Approx 2.3 mi to CG on L at big green sign.

N: Open April 1st thru last weekend in Oct. Reservations required, must mention PA. PA NOT valid June, July, Aug & during holidays. PA valid 2 nights. PA valid Sun-Thurs only. Check-in 2PM, Out 1PM. No credit cards accepted. *Rates vary based on type of RV sites. Add'l charge for early check-in. Rates 2 adults (18+) & 3 children, \$7 each add'l adult & \$5 each add'l child. \$2 for A/C or Elec Heat.

Newville / Carlisle PA**18 HICKORY HOLLOW CAMPGROUND**

176 Big Hickory Road, Rockwood PA 15557
GPS: 39.960214, -79.182039
P: (814) 926-4636
W: www.hickoryhollowcampground.com
E: info@hickoryhollowcampground.com
RV: \$45* **PA:** \$22.50*



I: 35 total RV Sites, all full hookups. Can accommodate RVs up to 45ft, 4 cabins, 6 tent sites and a group tent area. Seasonal and weekly sites also available. Big rig friendly, volleyball, paddleboat rentals, catch and release fishing lake, nature watching and firewood.

D: ATTENTION: For GPS devices, please use 126 Woodland Rd, Rockwood, PA 15557 or coordinates 39.960214, -79.182039. From PA turnpike Exit 110 Somerset. Take Route 281 South approximately 7 1/2 miles. Campground is located on the right.

N: Open April 15th - October 31st. PA is valid for 5 nights max. PA discount is valid Sunday - Thursday nights. PA discount is not valid on Holidays. PA cannot be combined with another discount or special offer. PA not valid for weekly or seasonal rates. PA is valid for RV sites only. Cash only, no checks or credit cards. Pets welcome, must be on leash. *Rates are for 4 people, \$4 additional charge per extra person, limit 6 people per site.

Rockwood PA**1 RED OAK CAMPGROUND**

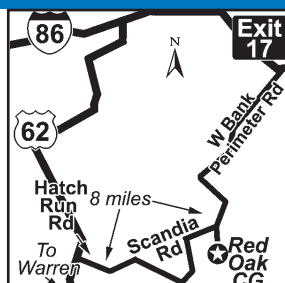
225 Norman Rd, Russell PA 16345
GPS: 41.969948, -78.985116
P: (814) 757-8507
W: www.redoakcamping.com
E: redoakcampground@verizon.net
RV: \$53-59* **PA:** \$26.50-29.50*



I: 53 total RV sites, can accommodate RVs up to 45ft. hiking, horseshoes, ping pong, ATV, ice, propane, ice cream shop, bakery, cafe, jumping pad, mini-golf, and a heated swimming pool that is open from Memorial Day to Labor Day.

D: From Warren, Pa area: Rt62 N through Warren to Hatch Run Rd. Turn R onto Hatch Run Rd to end. Turn L onto Scandia Rd for 8 miles. From the N: Follow Interstate 86 (Old Rt 17) to Steamburg Exit No 17. Turn S towards Onoville, continue 2 mi past Pa State line.

N: Open May 1 thru Oct 15. 2 nights minimum stay required for PA discount. PA valid Sun thru Thurs. PA cannot be combined w/another discount. Reservations recommended., must state PA at time of making reservation. Drive-ups welcome (please call ahead to check availability). Must present PA card at arrival for discount. PA not valid for tent sites. Check-in 2PM, Check-out 1PM. Parking for boats available. Dogs must be kept on leash. *Rates vary based on type of site. Rates are for 2 adults & 2 children under 17, \$7.50 for each add'l person. Children 4 & under free.

Russell PA**7 SILVER VALLEY CAMPSITES**

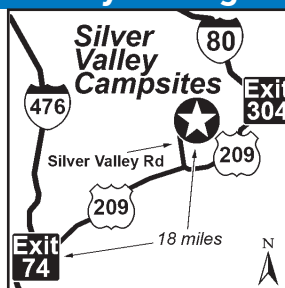
146 Silver Valley Circle, Saylorsburg PA 18353
GPS: 40.94159, -75.37837
P: (570) 992-4824, (888) 226-7721
W: www.silvervalleycamp.com
E: silvervalleyresortslc@gmail.com
RV: \$56.50-60* **PA:** \$28.25-30*
TENT: \$50.50* **PA:** \$25.25*



I: 125 total RV sites, can accommodate RVs up to 40ft with slide-outs. Free WiFi, 2 bath houses, 2 pools (one indoor, one outdoors), playground, pool table, big screen movie room, ping pong, 2 ponds for fishing, handicap access, ice, propane, security, & more!

D: From NY: Take Rt 80 to Exit 304, then 209S approximately 7 mi to Brodheads ville. Turn right at Meadow Brook Diner onto Silver Valley Dr. Follow signs. From Philadelphia: NE Turnpike Extension to Exit 74 onto Rt 209N to Brodheads ville. Turn left at Meadow Brook Diner onto Silver Valley Dr. Follow signs.

N: Open April 15th - Oct 31st. PA valid Monday-Thursday, not valid on weekends (Fri, Sat, Sun). PA not valid during holidays including (Mother's day wknd, Father's Day wknd, 4th of July week, Labor Day wknd, Columbus Day wknd) and Race Wknds. 15 days notice for any cancellations for refund. No multiple discounts allowed. Speed limit of 5 1/2 mph in park. Credit Cards Accepted. No smoking. Pets on leash. Rates for full hook-ups. *\$3 add'l charge for 50 amp. Rates for 2 adults & 2 children.

Saylorsburg PA**9 WHEEL-IN CAMPGROUND**

113 Wheelin Campground, Shelocta PA 15774
GPS: 40.692143, -79.328286
P: (724) 354-3693
W: wheelincampground.net
E: wheelin@windstream.net
RV: \$44-50* **PA:** \$22-25*



I: 99 total RV sites, can accommodate RVs up to 40ft, recycling, paddleboats, stocked trout stream (license required), creek swimming, horseshoes, shuffleboard and volleyball.

D: ATTN: Address to use for GPS device is 147 Plumcreek Rd, Shelocta, PA 15774 From JCT of US-422 & SR-210, go E 0.5 mi on US 422 to Dutch Run Rd. Go E 0.5 mi to Plumcreek Rd (follow campground signs). Campground located 1 mi East of Junction 210 & 422; midway between Indiana, PA & Kittanning, PA.

N: Open mid April thru mid October. Reservations suggested and drive-ins are welcome. PA card must be present. PA valid Sun thru Thurs for 2 nights max. PA not valid during holiday weekends. PA does not apply to groups, clubs, and rallies. Cash only. *Rates are for 2 adults and 2 children. \$5 for each additional person. \$5 additional for A/C or Electric Heat.

Shelocta PA

Stillwater PA

Sunbury PA

The map shows Fantasy Island Campground situated on the northern shore of Packer Island. A star icon marks the campground's location. Major roads include Shikellamy Ave running along the southern edge of the island, and several roads branching off: Park Dr, Island Blvd, and East Dr. Highway 147 is shown at the top and bottom of the map, and Highway 11 is on the left. A north arrow is located in the upper right corner.

Tobyhanna PA

Tunkhannock PA