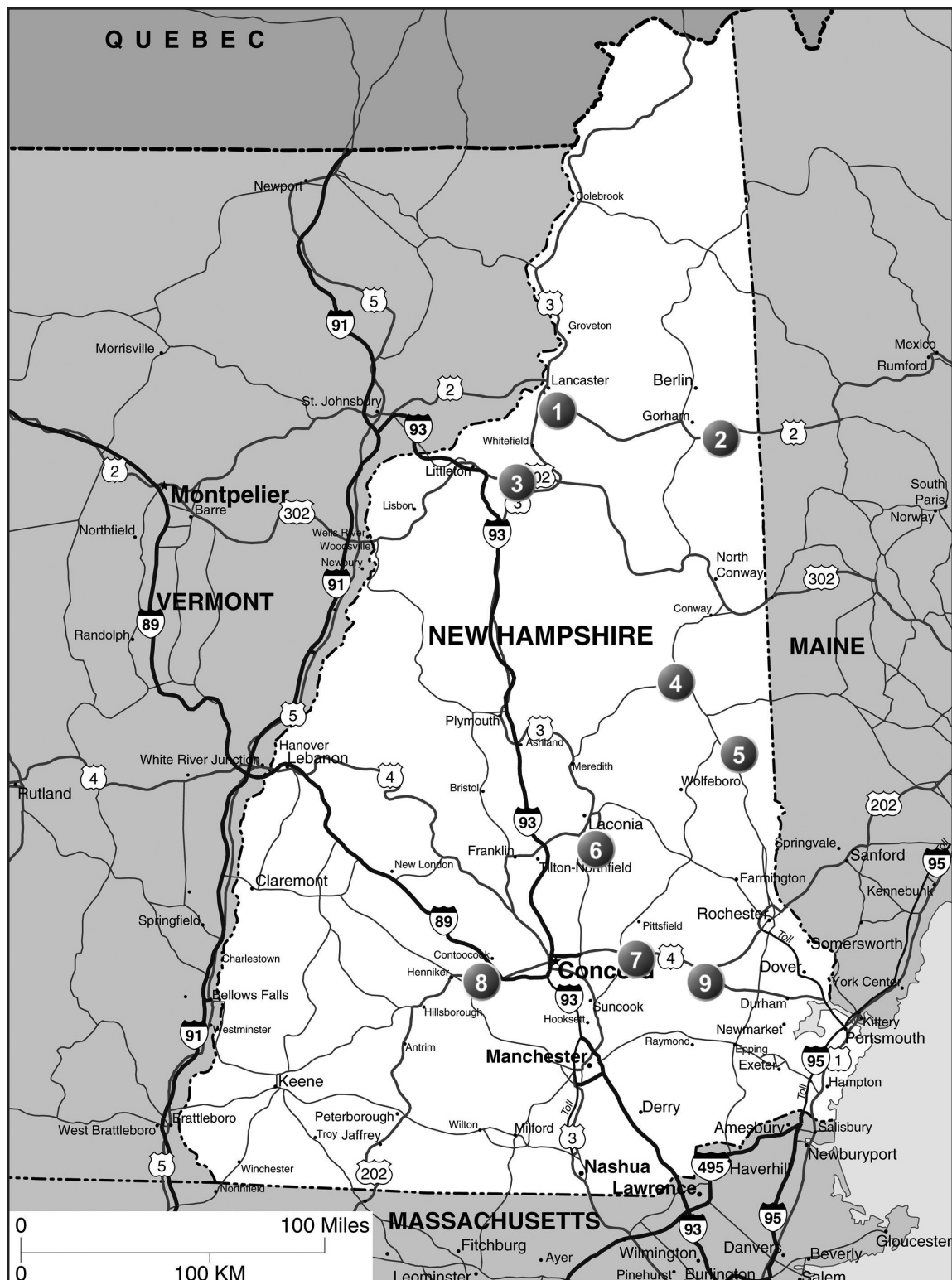


NEW HAMPSHIRE



1	Lancaster Mountain Lake Camping Resort	PG. 137	6	Belmont Granite State Campground	PG. 137
1.2	Lancaster Rogers Campground & Motel	PG. 138	7	Epsom Epsom Valley Campground Δ	PG. 137
2	Shelburne White Birches Camping Park	PG. 138	8	Henniker Keyser Pond Campground Δ	PG. 137
3	Bethlehem Apple Hill Campground Δ	PG. 137	8.2	Henniker Mile-Away Campground Δ	PG. 137
4	Tamworth Tamworth Camping Area Δ	PG. 138	9	Northwood Saddleback Campground Δ	PG. 138
5	Ossipee Beaver Hollow Campground +	PG. 138			

ALSO OFFERS: Δ = 50% OFF TENT RATE, + = RENTAL ACCOMMODATIONS
(CABINS, HOTEL ROOMS, ETC) DISCOUNTS - SEE PGS 272-280

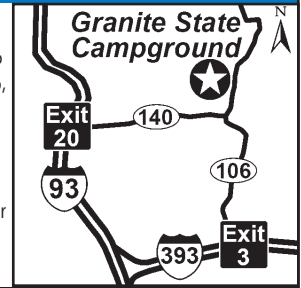
6 GRANITE STATE CAMPGROUND

2 Cycle Ln, Belmont NH 03220
GPS: 43.476243, -71.466914
P: (603) 393-6003, (508) 274-8302
E: baypointtrt@comcast.net
RV: \$45 **PA:** \$22.50

I: 8 total RV sites, can accommodate RVs up to 40ft.

D: Located 8 miles from Laconia and 20 miles from Concord. From Concord NH: I-93 to 393 east, Rt 106 past the racetrack and campground is on the left. From the North: I-93 to Exit 20, take 140 east to Rt 106, go north on 106 and campground is on the left.

N: Open March thru October (weather permitting). Reservations accepted. Please call ahead to check availability. PA discount is not valid during Bike Week and the week prior to Father's Day. PA discount applies to nightly rate only and cannot be combined with another discount or special offer. *Rates are for 2 adults and 1 child. \$10 for each add'l person.

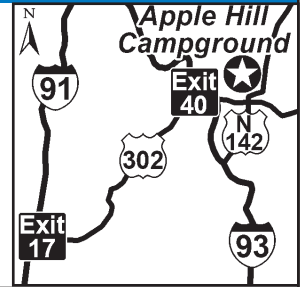
**Belmont NH****3 APPLE HILL CAMPGROUND**

PO Box 388, Bethlehem NH 03574
GPS: 44.289402, -71.672298
P: (603) 869-2238, (800) 284-2238
W: www.applehillcamping.com
E: applehill@roadrunner.com
RV: \$35* **PA:** \$17.50*
TENT: \$21* **PA:** \$10.50*

I: 35 total RV sites, can accommodate RVs up to 35'. Park offers metered propane, small store, wooded pull-thru sites, and more!

D: Located 30 miles from St. Johnsbury, VT and 70 miles from Concord, NH. From I-93: take Exit 40, and go 5 miles east on Route 302. Go one mile north on Route 142.

N: P.A. discount is not valid on weekends and during holidays. Reservations recommended. *Rates are for 2 adult and children 12 and under. \$6.00 for each additional adult per night.

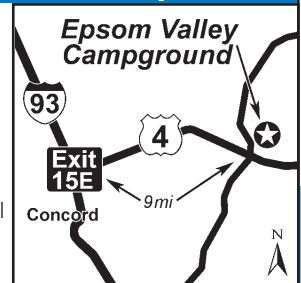
**Bethlehem NH****7 EPSOM VALLEY CAMPGROUND**

990 Suncook Valley Hwy, Epsom NH 03234
GPS: 43.233139, -71.361275
P: (603) 736-9758
W: www.epsomvalleycampground.com
E: epsomvalley@verizon.net
RV: \$40* **PA:** \$20*
TENT: \$30* **PA:** \$15*

I: 30 total RV sites, can accommodate RVs up to 38ft, cooling river, mini golf.

D: Located 9 miles from Concord and 20 miles from Manchester. From Interstate 93: Take exit 15E in Concord, NH and proceed east on Routes 393 to 4 & 202. at the Epsom Traffic Circle, go north on Route 28. The campground is located 1500 feet north of the Epsom Traffic Circle on the right

N: Open May 15th thru October 12th. Reservations suggested, mention PA when making reservations. PA is not valid during holidays and special events (call for details). PA is not valid for groups and rallies. Cash or check only. Pets welcome. *Rates are for 2 adults and 2 children under 18. \$6 for each additional person.

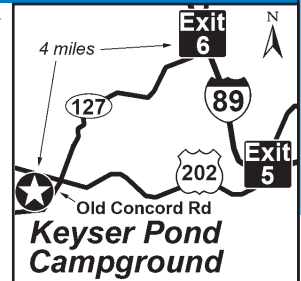
**Epsom NH****8 KEYSER POND CAMPGROUND**

1739 Old Concord Rd, Henniker NH 03242
GPS: 43.177888, -71.758638
P: (603) 428-7741
W: www.keyserpond.com
E: jeneric.keyserpondcampground@gmail.com
RV: \$37-45* **PA:** \$18.50-22.50*
TENT: \$34* **PA:** \$17*

I: 114 total RV sites, can accommodate RV's up to 40ft, ice and firewood sold in the store, mini-golf, cornhole, ping-pong, kayaks, paddle boards, canoeing, boating and basketball.

D: Located in the Town of Henniker, just 15 minutes west of Concord. From I-89 N, take Exit 5 and go 4.5 miles on 202/9 to intersection of 127/Old Concord Rd. Turn left at Dunkin Donuts. Go 1/4 mile and park is on right. From I-89 S, take Exit 6 and turn right onto 127 to 202/9, cross 202/9 onto Old Concord Rd. Go 1/4 mile and park is on the right.

N: Open May 1st thru October 31st. PA not valid during holiday weekends. PA is not valid on waterfront sites. PA valid for 2 nights. Reservations recommended (by phone only). Must mention PA at the time of making a reservation. PA is not valid with online reservation. PA is not valid for cabin rentals and winter camping. *Rates are for a family consisting of 2 adults and their children until 18. \$10 for each additional person.

**Henniker NH****8 MILE-AWAY CAMPGROUND**

479 Old West Hopkinton Rd, Henniker NH 03242
GPS: 43.187906, -71.771112
P: (603) 428-7616, (800) 787-4679
W: www.mileaway.com
E: camping@mileaway.com
RV: \$45* **PA:** \$22.50*
TENT: \$33* **PA:** \$16.50*

I: 40 RV Sites, can accommodate RVs 40+ ft, 12 tent sites, phone, propane, ice, recycling, basketball, playground, pool table, horseshoes, mini-golf, activities and live entertainment regularly during summer months.

D: Located 15 mi from Concord, NH and 79 mi from Boston, MA. From the S: From I-89 N, take Exit 5 W onto 202 & 9. Go approx 5 mi to 2nd flashing yellow light, take R onto Old West Hopkinton Rd. Go 1 mile, and camp is on L. From the N: Go S on I-89 to Exit 6, take R following Rte 127 until Hopkinton Dam, after crossing the dam, go R up hill, at the top take L at triangle. Continue straight thru the next 4-way intersection, campground on R (about 1.5 mi from dam).

N: Open year-round. PA is valid Sun thru Thurs. PA not valid during holiday weekends. Reservations recommended. Drive-ups welcome. *\$3 additional for A/C, Electric Heat or 50-amp service. Rates are for up to 4 adult or 2 adults & their children. \$7 per add'l person (12 years and older), and \$8 per add'l person during holidays.

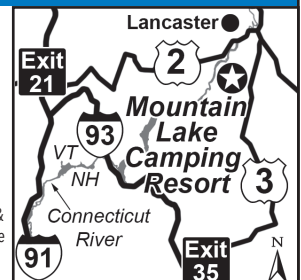
**Henniker NH****1 MOUNTAIN LAKE CAMPING RESORT**

485 Prospect St. (Rt. 3), Lancaster NH 03584
GPS: 44.429584, -71.589448
P: (603) 788-4509
W: www.mtnlakecampground.com
RV: \$88* **PA:** \$44*

I: 106 total RV, can accommodate RVs up to 45'. Park offers water view sites, 10 STAR restrooms & showers, FREE WI-FI at your site, game room, lake swimming, boat rentals, nature trail & more!

D: From Rt 93 N: take Exit 35 (Rte 3) & go approx 23 mi. The campground is located on the L. From ME: take Rte 2 W to Rte 3 S & go 4.5 mi. The campground is located on the R. From VT: take Rte 2 E to Rte 3 S & go 5 mi. The campground is located on the R.

N: Campground open 5/15 - 10/15. A minimum of 2 nights stay required to receive PA discount. PA valid 5/15 - 6/18 & 9/8 - 10/15. PA discount not valid on holidays. Discount valid on FHU only. Call ahead to check availability. Reservations are recommended 24 hrs in advance when visiting during On-Season (6/19 Æ 9/7). No discounts on tent sites, cabins, tipis & yurts. Pets allowed at the discretion of the park owner (limit 2 dogs). Rabies info required. *Additional fee per dog. Rates are for 2 adults & immediate children under 17 years of age, extra charge for additional people. Rates are subject to change.

**Lancaster NH**

1 ROGERS CAMPGROUND & MOTEL**Lancaster NH**

10 Rogers Campground Rd, Lancaster NH 03584

GPS: 44.467923, -71.543903

P: (603) 788-4885

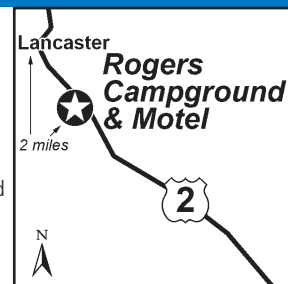
W: www.rogerscampground.com

RV: \$60 PA: \$30

I: 305 total RV sites, can accommodate RVs up to 44ft, all campsites include picnic table and fire ring. Propane, ice, volleyball, shuffleboard, pool table, playground.

D: Located 60 miles from Burlington VT, and 90 miles from Concord NH. Take US Route 2 West towards Lancaster NH. Rogers Campground will be on your left.

N: Open May 15 thru October 15. PA discount is valid for one night only. PA is valid Sunday thru Thursday. PA is not valid on holidays and weekends. Reservations preferred. Check-in/out: 12PM. Groups and clubs welcome! Credit cards accepted. Pets welcome. Pets must be kept on leash at all times.

**9 SADDLEBACK CAMPGROUND****Northwood NH**

41 Campground Road Rt 43, Northwood NH 03261

GPS: 43.182179, -71.18011

P: (603) 942-7285

W: www.saddlebackcampground.com

E: saddlebackcampground@yahoo.com

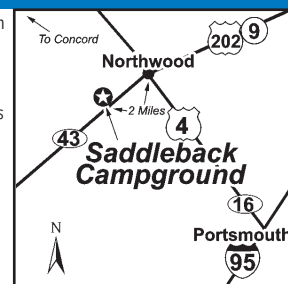
RV: \$30-40 PA: \$15-20

TENT: \$25-30 PA: \$12.50-15

I: 20 total RV & tent sites, can accommodate RVs up to 50', Some 50-amp sites, free Wi-Fi, Direct TV access, swimming in a spring fed pond, catch & release fishing (no license required), and more!

D: From Route 95 North, take Route 16 North to Route 4 West. Turn left on Route 43 and go 2 miles to Saddleback Campground on the right. From Route 93 North or South, take Route 4 East to Route 43 South on the right. Go 2 miles to Saddleback Campground on the right. From Route 101, take Exit 3/Route 43 N. about 20 miles to campground.

N: Open from May 1st until the end of Oct (call to check for April availability). From Memorial Day thru Labor Day, PA is valid Sun thru Thurs only. PA on space available basis (drive-ins accepted, reservations recommended - credit card required to secure reservation, payment of personal check or cash upon arrival). For stays less than 5 nights, reservations are only accepted up to 10 days prior to arrival. PA discount not available on Holiday or special event weekends. Pets allowed, must bring proof of rabies shots.

**5 BEAVER HOLLOW CAMPGROUND****Ossipee NH**

700 Rt. 16, Ossipee NH 03864

GPS: 43.688246, -71.093014

P: (603) 539-4800

W: www.beaverhollowcampground.com

E: inquiry@beaverhollowcampground.com

RV: \$60* PA: \$30*

I: 139 total RV sites, can accommodate 45ft RVs. Park offers 3 comfort stations, security gate, security guard, pavilion, ice, propane, snowmobile trails, biking, hiking, basketball, ping pong, pool table, doggie park, security and much more!

D: From South: Interstate 95 North take exit #4 (left exit) Route 16 to Ossipee, NH. First right after Ossipee House of Pizza. From Route 28: Alton circle, Rte. 28 North to intersection of 16 and 28. Go right on Route 16 South. Park is 1 mile on Left.

N: Discount not available in conjunction with any other rate specials or discounts. Credit cards accepted. Pets welcome. *Rates are for 2 adults and up to 3 children, or 4 adults, \$10.00 additional charge for each extra person. \$5 additional per night for electricity.

**2 WHITE BIRCHES CAMPING PARK****Shelburne NH**

218 State Route 2, Shelburne NH 03581

GPS: 44.387, -71.1395

P: (603) 466-2022

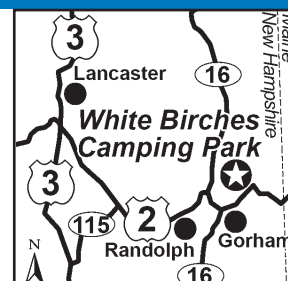
E: whitebirch131@gmail.com

RV: \$48* PA: \$24*

I: 25 total RV sites, can accommodate RVs up to 60'. Park offers hot showers (\$), laundromat (\$), swimming, small hiking trail, LP gas, and much more!

D: NOTE: GPS USERS: Please do not use 218 State Route 2 for your GPS. Please use Mt. Moriah Dr. (We are located right beside the street). Do not go up Mt. Moriah Dr. (Dead End). On Route 2, 2 miles east of Gorham.

N: P.A. discount is valid Tuesday, Wednesday and Thursday nights only. P.A. discount is not valid during weekends or holidays. No reservations, first come first serve. Cash only. Pets are allowed but must be kept on a leash and cleaned up after. Follow us on Facebook! *Rates are for 2 adults, \$8.00 for each additional person.

**4 TAMWORTH CAMPING AREA****Tamworth NH**

306 Depot Rd, Tamworth NH 03886

GPS: 43.846583, -71.2574

P: (603) 323-8031, (800) 274-8031

W: www.tamworthcamping.com

E: info@tamworthcamping.com

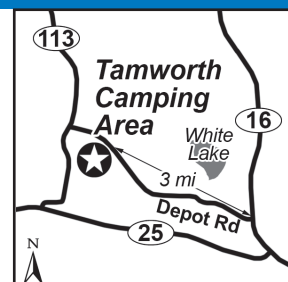
RV: \$50-62* PA: \$25-31*

TENT: \$38-42* PA: \$19-21*

I: 45 total RV sites. Can accommodate any size RV. Park offers free WiFi at the office and Rec. Barn, phone, basketball, playground, pet zoo, mini golf, rental units, sandy beach on the Swift River, propane, and much more!

D: Located 16 miles from N. Conway and 19 miles from Meredith. From Junction of NH 16 & NH 25, go north 1/2 mile on NH 16 to Depot Road. Turn left (going west) on Depot Road for 3 miles. Camping Area is on your left.

N: Open May 15 thru October 14th. PA is valid Sun through Thursday only. PA discount is not available during holiday weekends (Friday through Sunday). PA discount is not valid during Motorcycle Week (9 days) in June. *Rate is for 2 adults and up to 4 children (under age 18).

**Notes:**