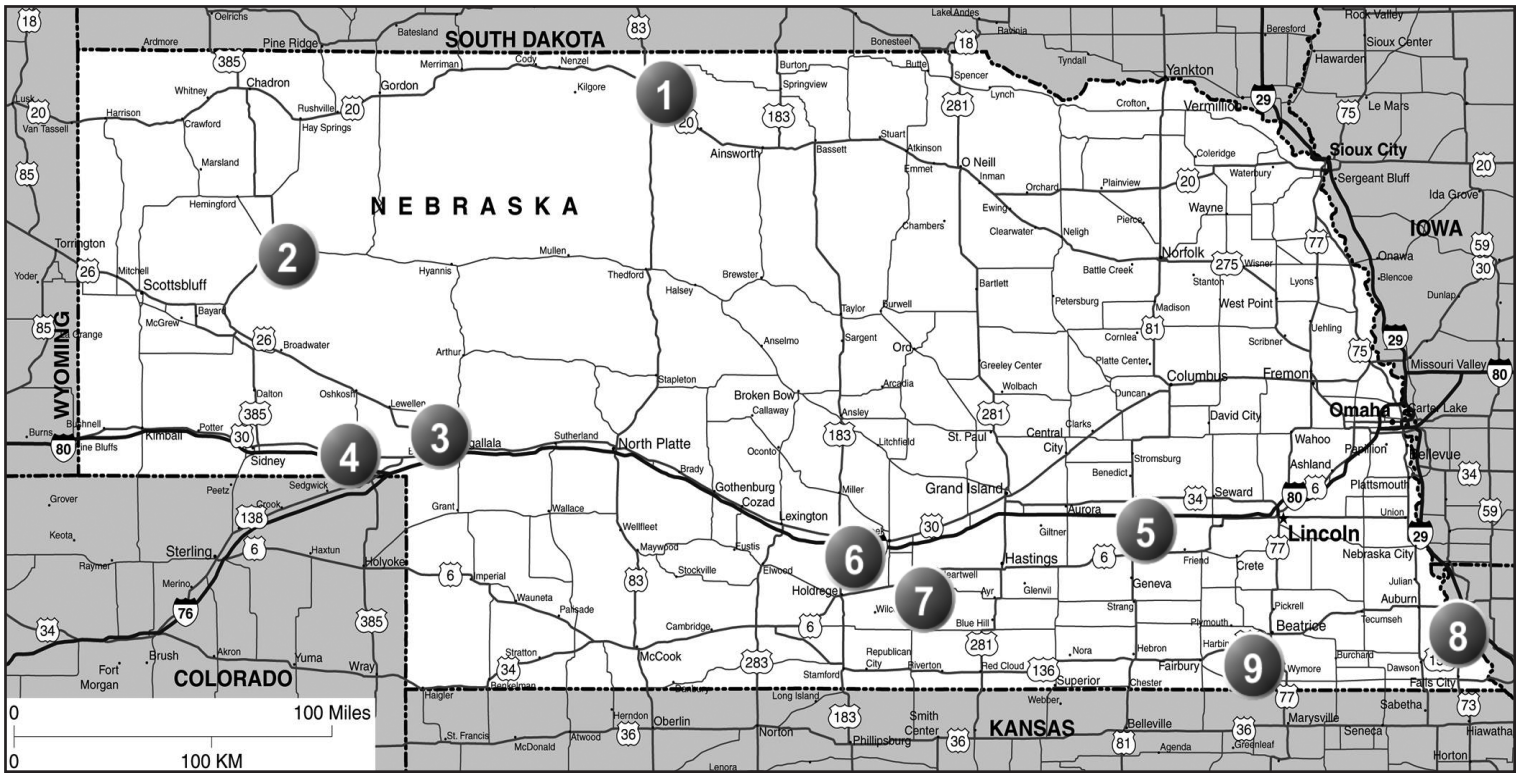


NEBRASKA



- 1 Valentine Wacky West Travel Park
- 2 Alliance Sunset Motel & RV Park
- 3 Brule Eagle Canyon Hideaway
- 4 Chappell Creekside RV Park
- 5 York York Kampground

PG. 133
PG. 132
PG. 132
PG. 132
PG. 133

- 6 Elm Creek The 4 Seasons RV Park
- 7 Minden Pioneer Village Campground Δ
- 8 Nemaha R U Lost - RV Lots
- 9 Diller Village of Diller Park - Diller Campground

PG. 132
PG. 132
PG. 133
PG. 132

ALSO OFFERS: Δ = 50% OFF TENT RATE, + = RENTAL ACCOMMODATIONS
(CABINS, HOTEL ROOMS, ETC) DISCOUNTS - SEE PGS 272-280



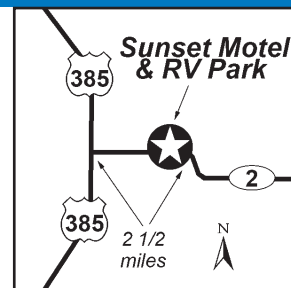
2 SUNSET MOTEL & RV PARK

1210 E Hwy 2, Alliance NE 69301
GPS: 42.097201, -102.853805
P: (308) 762-8660
RV: \$40 **PA:** \$20

I: 25 total RV sites, 30 amp only. Can accommodate RVs up to 60'. 5 pull thru, 20 full hookups, and 5 partial hookups. Internet, hot showers, and indoor swimming pool.

D: From the intersection of 385 and Hwy 2, go East 2 1/2 miles. Located on north side of Hwy 2.

N: PA discount not valid the last two weeks of July. PA discount applies to the nightly rate only. PA discount cannot be combined with another discount or special offer.

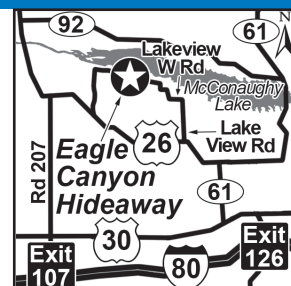
**Alliance NE****3 EAGLE CANYON HIDEAWAY**

1086 Lakeview West Rd, Brule NE 69127
GPS: 41.260986, -101.919452
P: (308) 287-2673
W: www.eagle-canyon.com
E: eaglecanyon@atcjet.net
RV: \$40-45* **PA:** \$20-22.50*

I: 11 RV sites. Accom any size RV. General store, fish cleaning station, bathhouse, & more!

D: NOTE: DO NOT USE GPS COORDINATES. From I-80 Eastbound-Take Brule EX117 & go N to Hwy 30. Turn R (E) onto Hwy 30 & travel 7 mi to Hwy 26/61 jct. This will be just W of Ogallala. Turn L (N) on Hwy 26/61 & travel 3 mi. Turn L (W) on Hwy 26 & travel 5 mi until you see LAKE VIEW RD/PUBLIC RD 18. Turn R (N) & follow for 3 mi. Watch for "EAGLE CANYON" sign and turn L (W) onto LAKEVIEW WEST RD & travel 5 mi. Last 1.5 mi is gravel road. From I-80 Westbound - Take the Ogallala EX126 & follow HWY 26 N to HWY 30. Turn L onto HWY 30. 1 mi W of Ogallala, watch for HWY 26. Turn R (N) & follow until dead ends into HWY 26. Turn L & follow 6 mi until you see LAKE VIEW RD. Turn R (N) & go 3 mi. Turn L onto LAKEVIEW WEST RD. Turn L (W) & follow for 5 mi. Last 1.5 mi is gravel road.

N: Closed Dec 1-April 1. PA not valid Fri, Sat, or on holidays. Pets allowed, must be cleaned up after. *Plus tax. Rates Back-ins \$40, PA \$20 and Pull Thrus \$45, PA \$22.50.

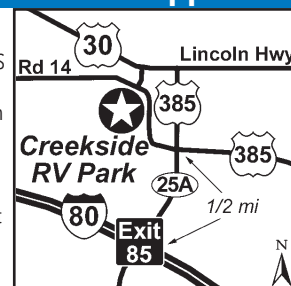
**Brule NE****4 CREEKSIDE RV PARK**

16551 Rd 14 Box #912, Chappell NE 69129
GPS: 41.089397, -102.472392
P: (308) 874-2267, (888) 871-2267
RV: \$30 **PA:** \$15

I: 30 total RV sites, and can accommodate RVs up to 70'.

D: Located 30 miles from Sidney, NE and 15 miles from Julesburg, CO. Attention: Please do not use GPS System to locate park. Call or use the following directions. Take I-80 to Exit 85. Go north approximately 1/2 mile to Junction of US 385 South, and turn left or west onto gravel road. 1/8 mile to campground on west side of road.

N: PA discount is valid for 14 days. PA discount is not valid during wheat harvest season (late June and July) however, please call to check availability. Reservations are not accepted. RV sites available on a first come, first served basis. No tent sites. Credit Cards are no longer accepted. Cash or Check only.

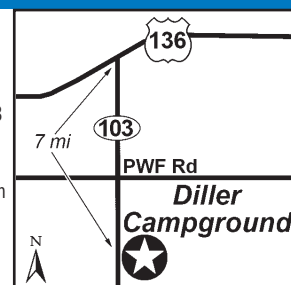
**Chappell NE****9 VILLAGE OF DILLER PARK - DILLER CAMPGROUND**

198 Kelley St, Diller NE 68342
GPS: 40.110406, -96.934264
P: (402) 793-5330
E: dillerclerk@diodecom.net
RV: \$20-25* **PA:** \$10-12.50*

I: 12 number of RV sites, can accommodate RVs up to 50ft. The park is shaded, serene, and offers a playground and a picnic shelter with picnic tables and restrooms.

D: Located in Diller, and 15 miles from Fairbury. Go 13 miles west of Beatrice on Hwy 136. Then go 7 miles south on Hwy 103 to Diller. The park will be on the east (left) side of the Hwy. From Fairbury, go 13 miles east on PWF Rd, then 2 miles south on Hwy 103. The park will be on the east (left) side.

N: Open year round! PA discount is valid for one night. PA discount is not valid on tent sites. Reservation are suggested. No shower facilities are available. *Rates: 30 amp \$20, PA \$10 and 50 amp \$25, PA \$12.50.

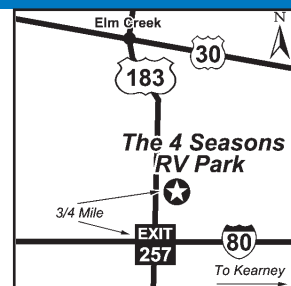
**Diller NE****6 THE 4 SEASONS RV PARK**

2005 US Hwy 183, Elm Creek NE 68836
GPS: 40.696461, -99.379569
P: (308) 962-4168
W: www.the4seasonsrvpark.com
E: michellestretch@yahoo.com
RV: \$40* **PA:** \$20*

I: 43 total RV sites. Can accommodate RVs up to 100ft. 15/20/30/50 amp service. All sites are pull thru and long enough to keep vehicle in tow attached. Free WiFi.

D: Located 15 miles from Kearney. From I-80: Take Exit 257. Go 3/4 mile north. Campground is located on east side of road. From Hwy 30: Take US Hwy 183 south 1.5 miles. Campground is located on east side of road.

N: Open year-round! PA discount is valid year round for an unlimited stay. Reservations recommended. Please check in prior to 9:00 pm. *Rates include tax.

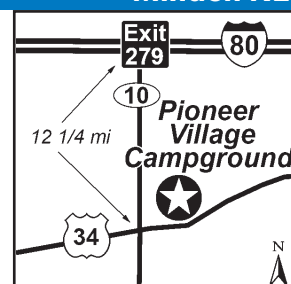
**Elm Creek NE****7 PIONEER VILLAGE CAMPGROUND**

224 E Hwy 6, Minden NE 68959
GPS: 40.505346, -98.949712
P: (308) 832-2750
W: www.pioneervillage.org
RV: \$36.20-45.26* **PA:** \$18.10-22.63*
TENT: \$27.16* **PA:** \$13.58*

I: The campground is adjacent to the Harold Warp Pioneer Village. 48 total RV sites, can accomm. RVs up to 70ft.

D: From the junction of I-80 and Nebraska Hwy 10 (Exit 279) go 12 1/4 miles south to the intersection of Nebraska Hwy 10 and U.S. Hwy 6 & 34. Turn East onto U.S. Hwy 6 & 34 for 1,000 feet. Turn north into parking lot. Campground reservations office is in the "Vintage" motel building on the east side of the parking lot. The museum is on the west side of the parking lot. The CG located at north end of the parking areas, directly behind the 2 story motel building.

N: Open May thru October (may open earlier or later, weather permitting - please call). PA discount is valid Mon thru Thurs nights only. Pa valid 4 nights max. PA discount is not valid during holidays and holiday weekends. PA applies to nightly rate only and cannot be combined w/another discount or special offer. Reservations & drive-ups welcome. Please mention Passport America at the time of reservation. Check-in: 2PM, Check-out: 11AM. Office closes at 5PM. *Plus tax.

**Minden NE**

Nemaha NE



Valentine NE

Government St

B St

50 ft

C St

Wacky West Travel Park

20

83

N



York NE



Notes:

