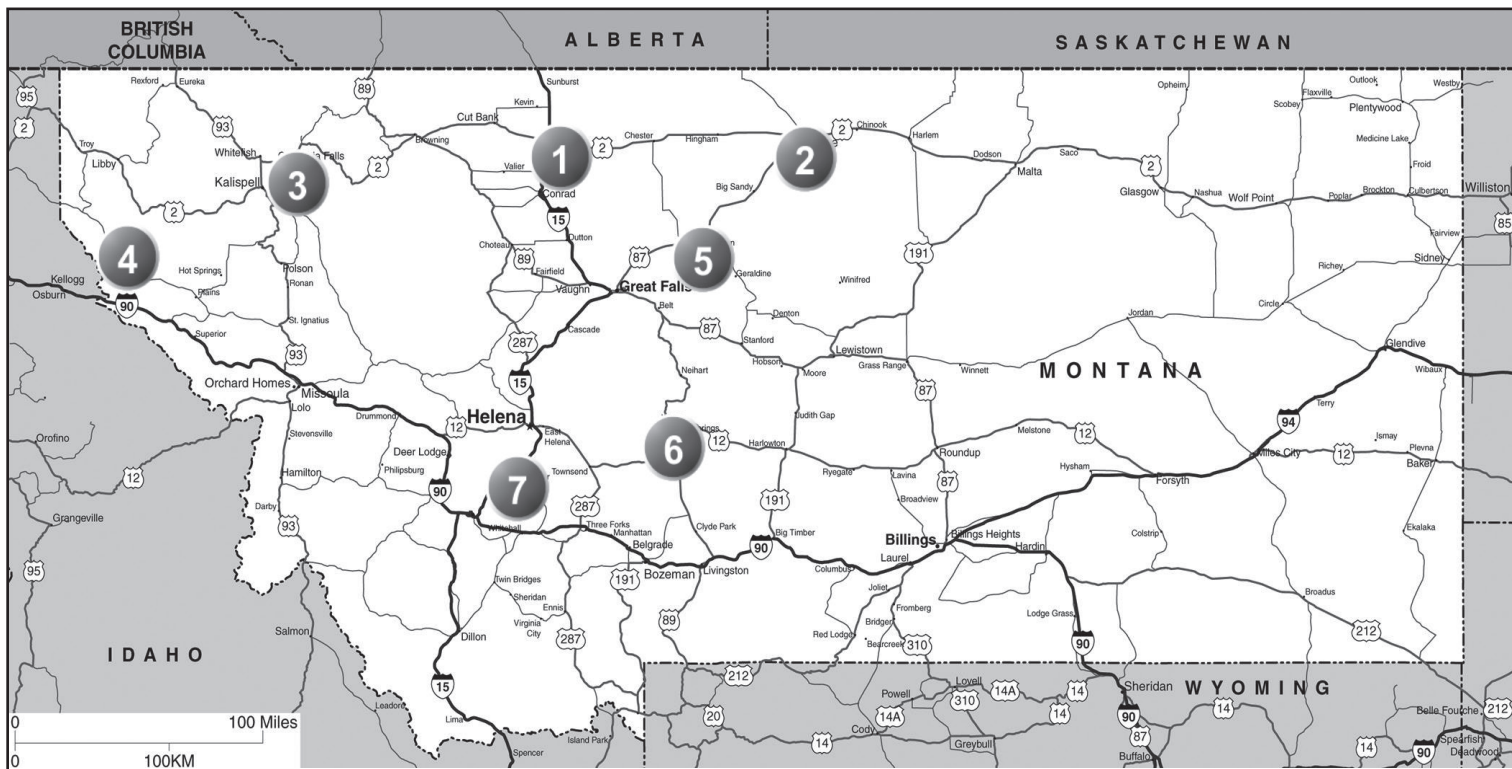


# MONTANA



1	<b>Shelby</b> Trails West RV Park	PG. 130	4	<b>Trout Creek</b> Trout Creek Motel & RV Park	PG. 130
2	<b>Havre</b> Evergreen Campground	PG. 130	5	<b>Fort Benton</b> Benton RV Park & Campground	PG. 130
3	<b>Coram</b> North American RV Park & Yurt Village	PG. 129	6	<b>White Sulphur Springs</b> Conestoga Campground	PG. 130
3.2	<b>Lakeside</b> Edgewater RV Resort & Motel	PG. 130	7	<b>Basin</b> Merry Widow Health Mine Camp	PG. 129

## 7 MERRY WIDOW HEALTH MINE CAMP

29 Frontage Rd, Basin MT 59631  
**GPS:** 46.269874, -112.252965  
**P:** (406) 225-3220  
**W:** [www.merrywidowhealthmine.org](http://www.merrywidowhealthmine.org)  
**E:** [mwhm@merrywidowmine.com](mailto:mwhm@merrywidowmine.com)  
**RV:** \$50 **PA:** \$25



**I:** World famous natural radon treatment mine. 48 total RV sites, can accommodate any size RV, handicap accessible, playground, dump station, ping pong, pool table, volleyball, horses welcome.

**D:** From I-15N, take exit 156. Turn right toward I-15 Frontage Rd, then turn right onto Frontage Rd. Park will be on the left in .2 mile. From I-15S, take exit 156. Turn left toward I-15 Frontage Rd, then turn right onto Frontage Rd. Park will be on the left in .2 mile.

**N:** Open May 1st thru October 10th. PA discount is valid for one night. Reservations and drive-ups are welcome. PA discount cannot be combined with another discount, special offer or discounted low season rates. Please see management about monthly stays.



## 3 NORTH AMERICAN RV PARK & YURT VILLAGE

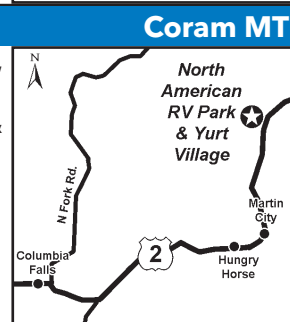
10640 Hwy 2 E, Coram MT 59913  
**GPS:** 48.437714, -114.041373  
**P:** (406) 387-5800  
**W:** [www.northamericanrvpark.com](http://www.northamericanrvpark.com)  
**E:** [northamericanrv@aol.com](mailto:northamericanrv@aol.com)  
**RV:** \$75 **PA:** \$37.50



**I:** 108 total RV sites, all sites are full hookups, 30/50 amp. Can accommodate RVs up to 150ft, pull-thrus, back-ins, dog run, ice, firewood, RV supplies & gift shop.

**D:** 5.5 miles west of the West entrance to Glacier National Park on US 2 E - between Mile Markers 147 & 148 on east side of the road.

**N:** Open April through October (weather permitting). PA discount valid only for RV sites. PA is valid April 1st thru June 10th and September 15th thru October 31st. Reservations accepted. 1 night deposit required when making a reservation. \$15 cancellation fee if notified a week prior to arrival. Pets welcome. Credit Cards accepted.



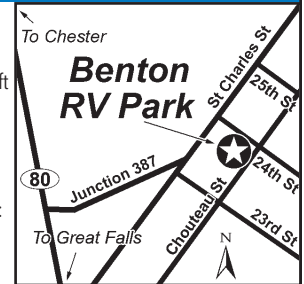
**5 BENTON RV PARK & CAMPGROUND**

2410 Chouteau St, Fort Benton MT 59442  
**GPS:** 47.828888, -110.662422  
**P:** (406) 622-5015  
**W:** www.montana-rv-park.com  
**E:** bentonrv@gmail.com  
**RV:** \$44-50\* **PA:** \$22-25\*

**I:** 28 total RV sites. Fishing, jet skis and canoeing available. Groups Welcome!

**D:** Located 36 miles from Great Falls and 72 miles from Havre. We are located at 24th and St. Charles Street in Fort Benton. Turn off at Fort Benton's Truck Route 80 proceed down hill to Junction 387, turn left on Junction proceed to stop sign. Turn left at stop sign, go one block, turn right, we are located at 2410 Chouteau Street.

**N:** Open year round. PA is not valid June 1st thru July 31st. PA is valid for one night. Reservations requested. Check In: 12 Noon. Check Out: 11AM. \*Rates: Back ins: \$35, PA: \$17.50, Pull thrus: \$40, PA: \$20.

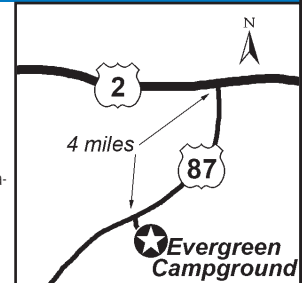
**Fort Benton MT****2 EVERGREEN CAMPGROUND**

4850 72nd Ave W, Havre MT 59501  
**GPS:** 48.5449, -109.6824  
**P:** (406) 265-8228  
**W:** https://evergreencampground.com  
**RV:** \$39\* **PA:** \$19.50\*

**I:** 23 total RV sites, can accommodate RVs up to 45 ft, back-in full hookups are long with no need to unhook from your vehicle, some pull thru water & electric sites, Antenna TV, portable fire rings, firewood sold onsite, coin-op laundry, movie rentals, and book exchange.

**D:** From the junction of US 87 and US 2, go southwest on US 87 for 4 miles to access road at mile post 107.5. Go south 0.2 mile to campground.

**N:** Open April 15th thru October 15th (weather permitting). Reservations are required to receive discount. Reservations accepted only within 48 hours prior to arrival. PA discount is not valid June 15th thru August 15. PA discount is valid for 2 nights max. Must specify Passport America when making a reservation. PA discount not valid for tent sites. Check-in: 12PM, Check-out: 11AM. Cash only. Pets welcome but must be on a 6ft leash and cleaned up after. \*2022 rates. Plus 8% Montana lodging tax.

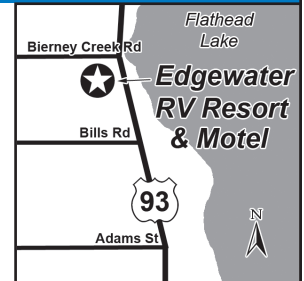
**Havre MT****3 EDGEWATER RV RESORT & MOTEL**

7140 US 93 South, Lakeside MT 59922  
**GPS:** 48.023005, -114.226196  
**P:** (406) 844-3644  
**W:** www.flatheadharbor.com/Edgewater  
**E:** reservations@flatheadharbor.com.  
**RV:** \$69\* **PA:** \$34.50\*

**I:** 38 total RV sites, can accommodate RVs up to 45ft, boat ramp, boating, fishing. Cabins, Condos and motel rooms also available. Lake is accessible from the motel which is on the East side. Boat slips available.

**D:** Located right on US 93, just 13 miles south of Kalispell on the west side of the road.

**N:** Open year round! PA discount is not valid May thru September. PA is not valid during Holidays or Holiday weekends or Event Weekends. PA is valid for 3 nights on RV sites only. \*Rates for 2 people, and for 30 amp service; 50 amp service is \$3.00 more and each additional person is \$5.00 more per night.

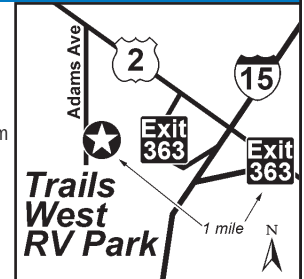
**Lakeside MT****1 TRAILS WEST RV PARK**

770 Adams Ave, Shelby MT 59474  
**GPS:** 48.515607, -111.882714  
**P:** (406) 424-8436, (406) 424-4560  
**W:** https://trailswestrv.com  
**RV:** \$38-40 **PA:** \$19-20

**I:** 32 total RV sites, can accommodate RVs up to 60ft.

**D:** From northbound I-15 take Exit 363. Turn left onto Roosevelt Highway/Highway 2 and turn left on Adams Avenue. Look for Trails West RV Park on the left. From southbound I-15 take Exit 363. Turn left onto Roosevelt Highway/Highway 2 and turn left on Adams Avenue. Look for Trails West RV Park on the left. From westbound Highway 2 turn left on Adams Avenue. Look for Trails West RV Park on the left. From eastbound Highway 2 turn right on Adams Avenue. Look for Trails West RV Park on the left.

**N:** Open year-round! Reservations and drive-ups welcome.

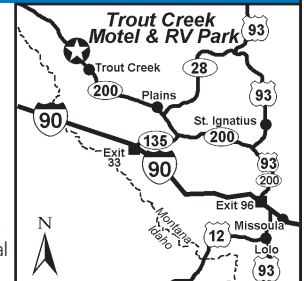
**Shelby MT****4 TROUT CREEK MOTEL & RV PARK**

2972 Hwy 200, Trout Creek MT 59874  
**GPS:** 47.86469, -115.62595  
**P:** (406) 827-3268  
**W:** www.troutcreeklodging.com  
**E:** troutcreekrv@gmail.com  
**RV:** \$31-39\* **PA:** \$15.50-19.50\*

**I:** 21 total sites. Can accommodate RVs up to 120ft. Beautiful shaded or sunny sites. If you need a fire ring, please request one. We also have two new fully furnished cabins nestled in the trees.

**D:** Park is on south side of Hwy 200 across from the post office. The only turnoff is into the park's parking lot. From Missoula, MT: Take I-90/200 west, then north on Hwy 93. Then go west on Hwy 200 to Trout Creek. From Spokane, WA: Take I-90 to 95 North to Sandpoint, Hwy 200 East to Trout Creek.

**N:** Open May - October. PA valid Sunday - Thursday. PA not valid during holidays or special local event weekends (call for details). Must call the park for reservations and must specify P.A. Cash or Check only. Check-In: 2PM. Check-Out: 11AM. Pets are welcome but must be leashed and cleaned up after. \*Plus Tax. Rates are for two people, \$2.00 additional charge for each additional person 12 years and under, \$4.00 additional charge for each additional person over 12 years.

**Trout Creek MT****6 CONESTOGA CAMPGROUND**

815 8th Ave. SW, White Sulphur Springs MT 59645  
**GPS:** 46.54249, -110.91205  
**P:** (406) 547-3890  
**W:** www.conestoga-campground.com  
**E:** info@conestoga-campground.com  
**RV:** \$35-45\* **PA:** \$17.50-22.50\*

**I:** Clean park with 47 pull thru sites, 5 back in sites, and 2 cabins. Can accommodate RVs up to 42ft. Free WiFi or customer computer area, free videos. Travel scenic Hwy 89 to relaxation with no highway noise, no trains.

**D:** From US Highway 89 going north, turn west (Left) on South Street and go 4 blocks to campground. From the center of White Sulphur Springs: Go south on US 89/12 (SW 3rd Ave) to Folsom Street and turn west (right). Go 4 blocks to campground. Turns are well marked. Follow signs.

**N:** Open April 1st thru November 30th. P.A. discount is valid for 2 nights each year. PA not valid during holiday weekends and special events, please call for further details. No discounts on tent sites or cabins. \*Rates are for 2 people, \$3.00 additional for each extra person over 12 years of age. 8% Montana lodging tax. W/E ONLY: \$35.00, P.A. \$17.50. 30 Amp FHU: \$40.00, P.A.: \$20.00. 50 Amp FHU: \$45.00, P.A.: \$22.50.

**White Sulphur Springs MT**