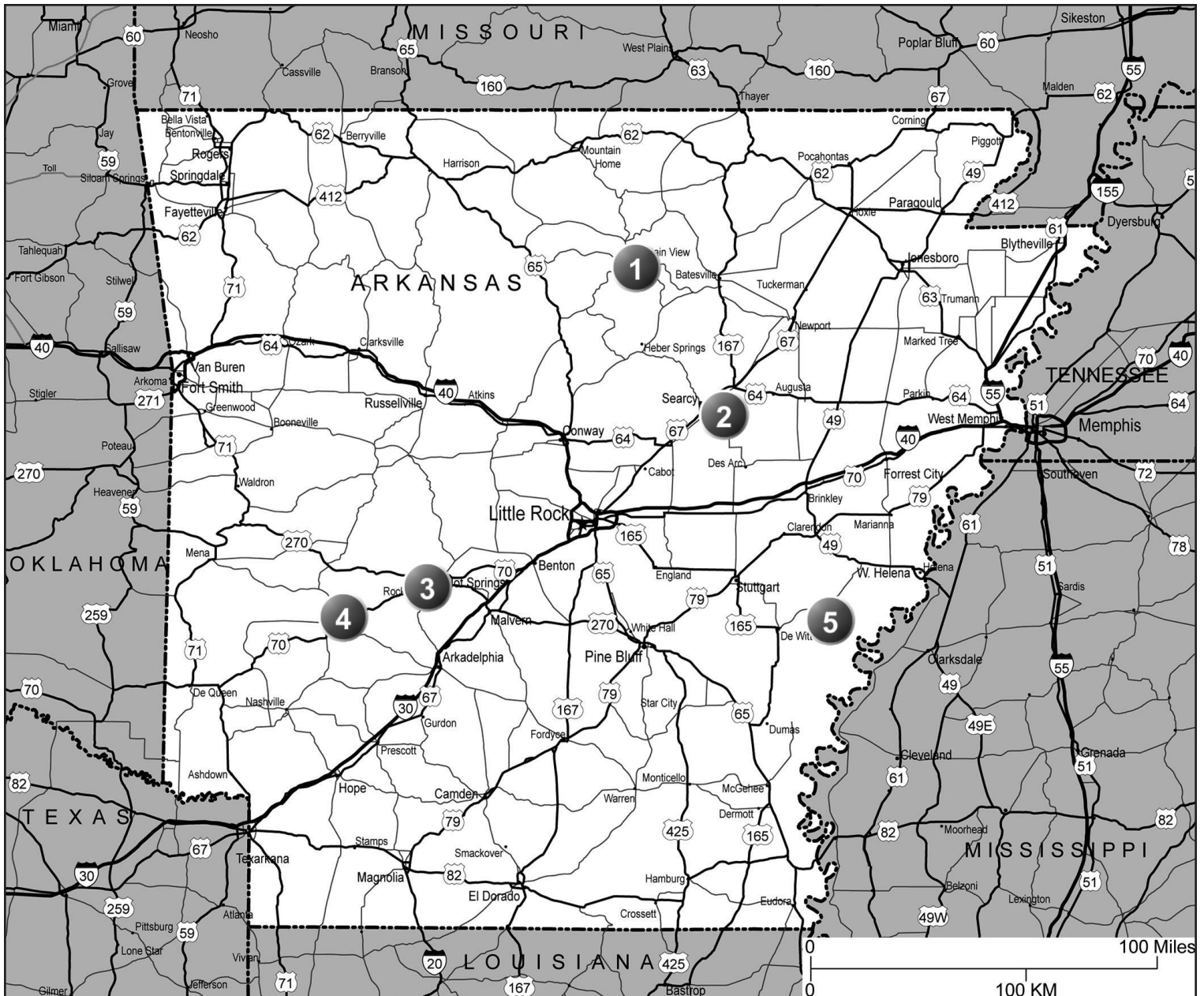


ARKANSAS



- 1** Mountain View Court Square RV Park
- 2** Kensett Whitney Lane RV Park LLC
- 3** Hot Springs Treasure Isle RV Park

PG. 27
PG. 27
PG. 27

- 4** Caddo Gap Arrowhead Cabin and Canoe +
- 5** Saint Charles Campers Refuge

PG. 27
PG. 27

ALSO OFFERS: Δ = 50% OFF TENT RATE, + = RENTAL ACCOMMODATIONS
(CABINS, HOTEL ROOMS, ETC) DISCOUNTS - SEE PGS 272-280

CAMPERS
have



S'MORE FUN

4 ARROWHEAD CABIN AND CANOE

69 Arrowhead Dr, Caddo Gap AR 71935
GPS: 34.383625, -93.606899
P: (870) 356-2944
W: http://www.arrowheadcanoe.com/
E: arrowhead@caddocanoe.com
RV: \$35* **PA:** \$17.50*

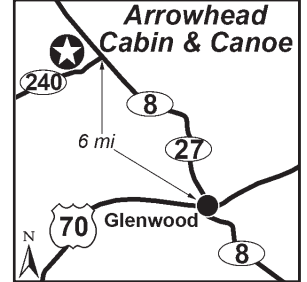
I: Surrounded by the Ouachita National Forest with 13 total RV sites, can accommodate RVs up to 38ft, float trips, kayaking, canoe and kayak rentals, riverfront swimming access, cabins and big bunkhouse available, seasonal party room, great area for Smallmouth Bass fishing.

D: Located 35 minutes west of Hot Springs, 6.1 miles from Glenwood and 16 miles from Mt. Ida. From Glenwood, AR, go north on AR 27 / AR 8 and then turn west onto AR 240. Go .03 miles and Arrowhead is on the right.

N: PA discount is not valid March thru October. PA discount applies to nightly rate for any length of stay. Reservations and drive-ups welcome. Limited shower and restroom facilities during the winter months. No discount on tent sites. Pets welcome. Two dogs max per RV site. All shots must be up to date. *Plus tax.



Caddo Gap AR



3 TREASURE ISLE RV PARK

205 Treasure Isle Rd, Hot Springs AR 71913
GPS: 34.510535, -93.178344
P: (501) 767-6852
W: www.treasureislervpark.com
E: treasureislepark@gmail.com
RV: \$52* **PA:** \$26*

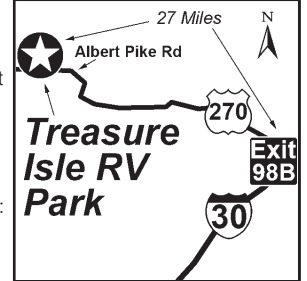
I: 65 total RV sites, can accommodate RVs up to 50ft.

D: I-30 exit 98B at Malvern, AR: take Hwy 270 going west towards Hot Springs. Merge onto US-270 W / Martin Luther King Expy W via the ramp on the left toward Glenwood/Mount Ida. Take the US-270 W exit on the left toward Mount Ida. Merge onto Albert Pike Rd / US-270 W. In 4 miles turn right onto Treasure Isle Rd. We are 0.2 miles down Treasure Isle Rd on the left.

N: Open year-round for RV's only! PA discount is not valid March thru October 31st. PA is valid for two nights max per month. PA is not valid for cabins or for lakefront/concrete sites. Check-in: 3PM Check-out: 11AM. Call for arrival instructions. Office open Mon thru Sat 9AM-5PM. *Plus tax. Rates: Monday thru Thursday \$45 PA \$22.50 and Friday thru Sunday \$52 PA \$26.



Hot Springs AR



2 WHITNEY LANE RV PARK LLC

597 Whitney Ln, Kensett AR 72082
GPS: 35.24269, -91.66643
P: (501) 230-8000
W: www.whitneylanervpark.com
E: monamcf@swbell.net
RV: \$50* **PA:** \$25*

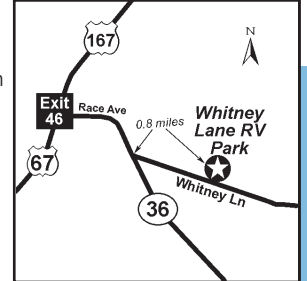
I: 85 total RV sites, can accommodate RVs 45ft+, 20/30/50 amp, Red River views, family atmosphere, and concrete runners.

D: Located 1 mile from Searcy and 9 miles from Bald Knob. From Jct of Hwy 67/167 (exit 46), E .7 mi on SR 36 (E Race Ave/W Wilbur Mills Ave) to Whitney Lane (left) .8 mi to park on left.

N: Open year-round. Reservations and drive-ups are welcome. No restroom/shower facilities. Pets welcome. No aggressive breeds allowed. *Plus tax.



Kensett AR



1 COURT SQUARE RV PARK

320 Oak Ave, Mountain View AR 72560
GPS: 35.8698, -92.113699
P: (870) 214-1781, (601) 559-7178
W: www.courtsquarervpark.com
E: mt-creek@hotmail.com
RV: \$28-30* **PA:** \$14-15*

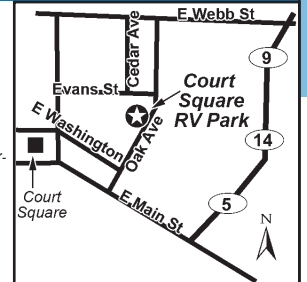
I: 55 total RV sites. FREE Wi-Fi. Level shaded or sunny sites.

D: From Main Street, turn N. onto Oak Ave. At the bottom of the hill, turn left into entrance, or, for big rigs, from Hwy 5/14/9 take Jimmy Driftwood Blvd. 1/2 mile, left on Roper, left on Oak Ave., go 3 blocks - park is on your right.

N: Open year round. Reservations required November - March. PA is valid for 1 night. PA is not valid during October Bean Fest (dates vary - call to inquire). Mail accepted. Credit card, cash, and check accepted. Pets welcome. *Rates are for 2 people, \$2 for each additional person.



Mountain View AR



5 CAMPERS REFUGE

2910 Highway 1, Saint Charles AR 72140
GPS: 34.367277, -91.12375
P: (870) 282-3765
E: manager@dewitt-ee.com
RV: \$25-35* **PA:** \$12.50-17.50*

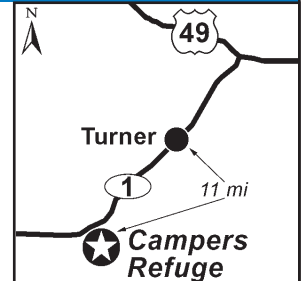
I: 20 total RV sites. Can accommodate RVs up to 50 ft. 4 pull throughs. Easy access to a 1 mile long paved hiking trail. Hunting and fishing. Borders the White River National Wildlife Refuge.

D: Located at 2910 Highway 1, 15 miles from DeWitt and 30 miles West Helena.

N: PA discount is valid for one night, see management for details on longer stays. *30 Amp Rate: \$25.00, PA: \$12.50. 50 Amp Rate: \$35, PA: \$17.50.



Saint Charles AR



Notes:

