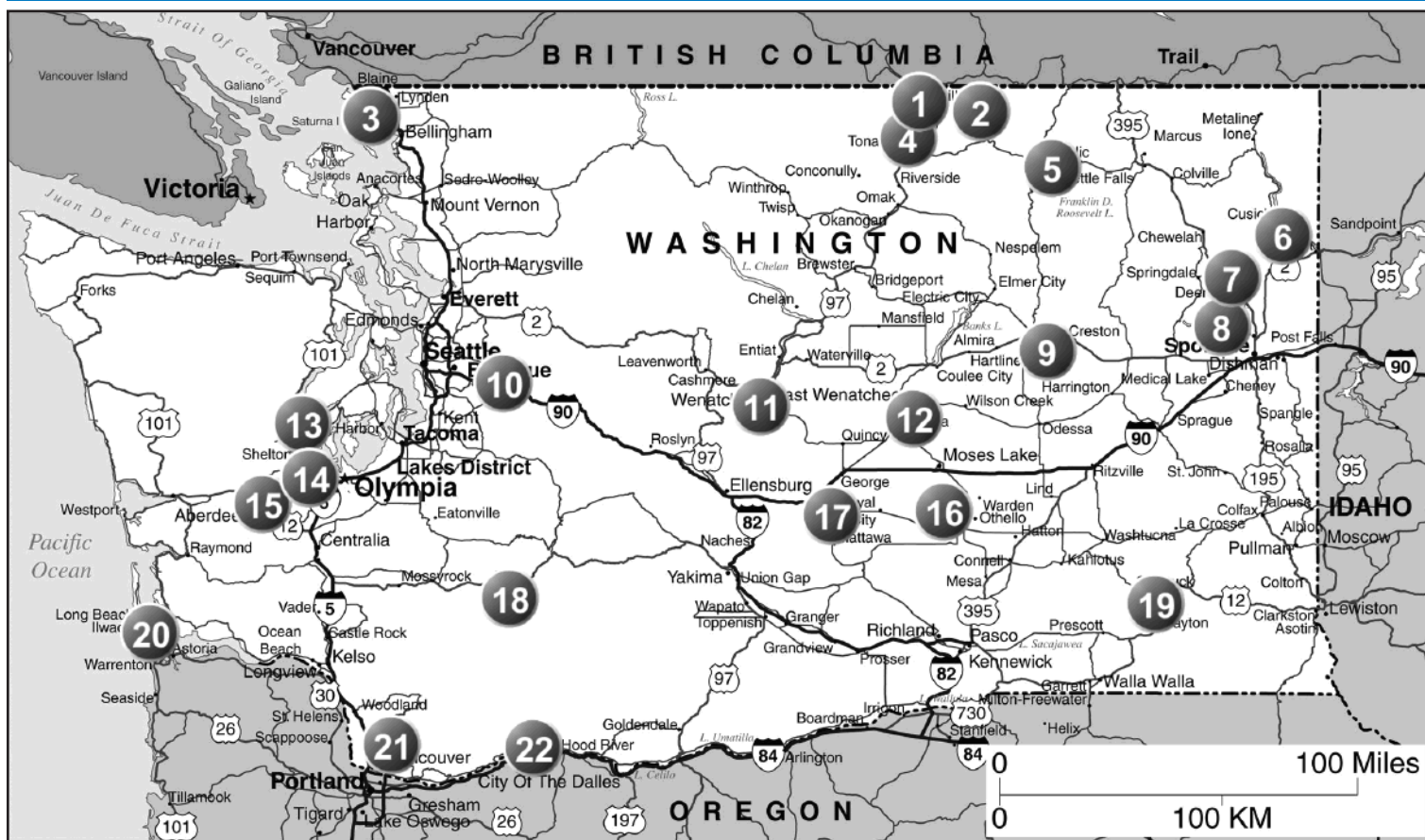


# WASHINGTON



1	Oroville Bains' RV Park	PG. 250	12	Soap Lake Smokiam RV Resort +	PG. 252
2	Oroville North Country Christian Campground	PG. 250	13	Hoodsport Glen Ayr Resort +	PG. 249
3	Blaine Lighthouse By The Bay RV Resort	PG. 249	13.2	Potlatch The Waterfront at Potlatch +	PG. 251
4	Tonasket Spectacle Lake Resort Δ +	PG. 252	14	Shelton Little Creek Casino Resort RV Park	PG. 252
5	Republic Gold Mountain RV Park	PG. 251	15	Elma Elma RV Park	PG. 249
5.2	Republic Winchester RV Resort	PG. 251	16	Othello Mardon Resort Δ	PG. 251
6	Cusick Eagle's Landing RV Resort	PG. 249	17	Vantage Vantage Riverstone	PG. 252
7	Loon Lake Deer Lake Resort	PG. 250	18	Randle Shady Firs RV Park	PG. 251
8	Nine Mile Falls Willow Bay RV Resort & Marina	PG. 250	19	Dayton Tucannon River RV Park	PG. 249
9	Wilbur Goose Creek RV Park +	PG. 252	20	Long Beach Driftwood RV Park LLC	PG. 250
10	Fall City Tall Chief RV Resort	PG. 249	21	Ridgefield Big Fir Campground & RV Park	PG. 251
11	Monitor Wenatchee River County Park	PG. 250	22	Stevenson Dog Mountain RV Park	PG. 252

ALSO OFFERS: Δ = 50% OFF TENT RATE, + = RENTAL ACCOMMODATIONS  
(CABINS, HOTEL ROOMS, ETC) DISCOUNTS - SEE PGS 286-296

CAMPERS  
have



S'MORE FUN

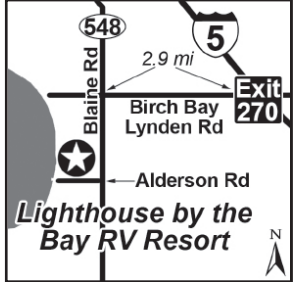
## Blaine WA

4700 Alderson Road, Blaine WA 98230  
**GPS:** 48.917917, -122.737997  
**P:** (360) 371-5603  
**W:** [www.lighthousebythebay.com](http://www.lighthousebythebay.com)  
**E:** [info@lighthousebythebay.com](mailto:info@lighthousebythebay.com)  
**RV:** \$36\* **PA:** \$18\*

**I:** 100 total RV sites (some 50 amp), can accommodate RVs up to 40ft. Free WiFi, phone, nature trail, and more! Alaskan bound RVers are welcome!

**D:** Take Exit 270 go west on Birch Bay-Lynden Road to Blaine Road. Go left 1 mile to Alderson Road, then go right 3/4 mile to Lighthouse By The Bay RV Resort on the right.

**N:** Open year round (weather permitting - call ahead during winter months). Reservations required. Reservations accepted no more than 7 days prior to arrival day. Full payment for stay required at the time of making a reservation. PA discount is valid for 2 nights. PA is not valid Friday and Saturday nights and during US and Canadian holidays. Pets are welcome and must be on leash. \*\$4 additional for 50-amp service (no discount on additional fees). Rate is for four people, \$5.00 for each additional person.



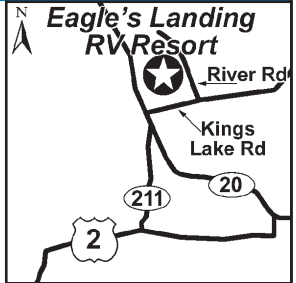
## 6 EAGLE'S LANDING RV RESORT

949 River Rd, Cusick WA 99119  
**GPS:** 48.3297, -117.293186  
**P:** (509) 550-0016  
**W:** [www.eagleslandingrvresort.com](http://www.eagleslandingrvresort.com)  
**E:** [info@eagleslandingresort.com](mailto:info@eagleslandingresort.com)  
**RV:** \$52 **PA:** \$26

**I:** 32 total RV sites, can accommodate RVs up to 80ft, oversized marina, hiking, fire rings, propane, BBQ.

**D:** Coming from north from Spokane take Hwy 2 heading north about 34 miles and then turn left on Hwy 211 still heading north. Stay on 211 north for about 15 miles until you come to a stop sign, turn left on to Hwy 20 and drive for about 700ft and turn right (east) on to Kings Lake Rd, drive for about 900ft and turn left (north) on to River Rd (just in front of the Texaco station, if you go across the bridge then you went to far). Head north on River Rd for just over a mile and you will see Eagle's Landing RV Resort on the left.

**N:** PA discount is not valid during holidays & holiday weekends. PA discount applies to regular nightly rate only and cannot be combined with another discount or special offer. PA discount does not apply w/an online reservation. Passes available to the nearby health and wellness center. Which sports a swimming pool, waterslide, hot tub, basketball gym, full fitness and workout facilities, rock climbing wall and more.



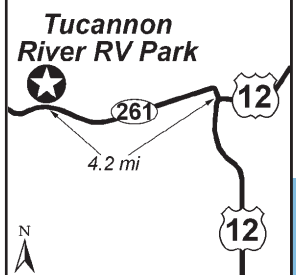
## 19 TUCANNON RIVER RV PARK

511 Highway 261, Dayton WA 99328  
**GPS:** 46.507313, -118.052988  
**P:** (509) 399-2056, (888) 399-2056  
**W:** [www.tucannonriverrvpark.com](http://www.tucannonriverrvpark.com)  
**RV:** \$35 **PA:** \$17.50

I: Quaint, secluded, family-owned RV Park with 33 large pull-through FHU sites. Each site is spacious with lots of green grass. Night skies are beautiful! We always hear the words "gem" and "oasis," if that tells you anything! Free WIFI with boosters throughout the park, clean bathrooms and showers, book/dvd/game lending library, propane on site and much more.

**D:** Located 3 miles from Starbuck, 19 miles from Dayton, 45 miles from Walla Walla, and 70 miles from Lewiston, ID. Near Palouse Falls, Lyons Ferry State Park and Little Goose Dam. 15 Miles Northeast of Dayton on State Highway 12. Then 4 miles West on State Highway 261.

**N:** Open year round. Please **CALL** for reservations, and mention PassportAmerica. PA discount is valid for one night maximum, Sunday through Thursday. Not valid during weekend nights, holidays, special events and primary hunting seasons.



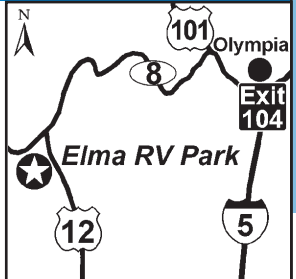
## 15 ELMA RV PARK

4730 State Route 12, Elma WA 98541  
**GPS:** 47.003, -123.386155  
**P:** (360) 482-4053, (866) 211-3939  
**W:** [www.elmarvpark.com](http://www.elmarvpark.com)  
**E:** [elma1@surepost.net](mailto:elma1@surepost.net)  
**RV:** \$43\* **PA:** **\$21.50\***

I: 104 RV sites, all FHU; plus 3 PHU, sites are 25x50, accommodates 40ft rigs easily, ample room for slide outs, 14 tent sites. Sites & roads are graveled & fairly level. Free WiFi, comfort station with coinop showers, LP gas, pop machine, video rentals, library exchange, and more! Management and staff live on site. Guest mail accepted.

**D:** Located 25 mi from Olympia & 20 mi from Aberdeen. From I-5 S, Exit 104 in Olympia and go W towards Aberdeen. Take 1st Elma exit at SR8 and SR12 junction. Turn L and go E on SR12 under the highway overpass. Cross the bridge and park is on the R. Heading N on I-5, take Exit 88B and proceed on SR 12 approx 30 minutes. Park entrance is on the L at the Pacific Pride Gas Station.

**N:** Open year round. PA is accepted 365 days a year! PA not valid on 4 Pull Thru Sites. Credit cards & cash accepted. Pets are welcome, must be on leash at all times & must be picked up after. \*Tax included. Rates for 2 people. \$2 add'l per night for each extra person. \$2 add'l on holidays, please call campground for add'l info.



## 10 TALL CHIEF RV RESORT

29290 SE 8th St, Fall City WA 98024  
**GPS:** 47.600025, -121.945697  
**P:** (888) 318-1243  
**W:** [www.rvonthego.com](http://www.rvonthego.com)  
**RV:** \$67\* **PA:** \$33.50\*

**I:** 189 total RV sites. Can accommodate RVs up to 40'. Most sites shaded. Mini golf.

**D:** From Redmond: Travel E on Hwy 202. Turn L on SE 8th St at the totem pole, between mile markers 18 & 17, to the resort entrance. From I-90: Take Preston-Fall City off-ramp. Go R through Preston, to Fall City then L on Hwy 202 for 4 mi. Turn R at SE 8th St at the totem pole, between mile markers 17 & 18, to the resort entrance.

**N:** Open year-round! Book at [RVonTheGo.com](http://RVonTheGo.com) with code PA21. For additional assistance please call (888) 318-1243. PA discount is valid Sunday - Thursday. PA is not valid during July, August and during special events, holidays and holiday weekends. PA is valid for 5 nights max. PA discount is valid on Standard Sites only and cannot be combined with any other discounts. \*Daily rates subject to change without notification. \$4.00 additional charge per day Resort Fee.



## 13 GLEN AYR RESORT

25381 N US Hwy 101, Hoodsport WA 98548  
**GPS:** 47.42052, -123.130971  
**P:** (360) 877-9522  
**W:** [www.garesort.com](http://www.garesort.com)  
**E:** [office@garesort.com](mailto:office@garesort.com)  
**RV:** \$45-55\* **PA:** \$22.50-27.50\*

**I:** 31 total RV sites, can accommodate RVs up to 50ft.

**D:** Located just 1 mile north of Hoodsport. From I-5 South take exit 104 for US-101 N, continue onto US-101 N for 5.5 miles. Take Exit 101 toward Shelton/Port Angeles. Continue onto US-101 N for 30 miles, destination will be on the left.

**N:** Open year-round! PA is valid Sunday thru Thursday only. PA valid October 1st through April 1st. Two nights minimum stay required to receive discount (PA valid on all applicable required nights). PA is valid for two nights max. PA not valid during holidays and holiday weekends. Reservations recommended. Payment for first night stay required with reservation. Please mention PA at time of reservation. Drive-ups welcome. \*RV site rates vary based on type of site and occupancy. Plus tax. Rates are for 2 people, 2 pets and 1 vehicle. \$10 for each add'l person, \$15 per add'l pet and \$10 per add'l vehicle per night.



## 20 DRIFTWOOD RV PARK LLC

1408 Pacific Ave N, Long Beach WA 98631  
**GPS:** 46.361734, -124.05397  
**P:** (360) 642-2711  
**W:** www.driftwood-rvpark.net  
**E:** info@driftwood-rvpark.net  
**RV:** \$35.50-49.50\* **PA:** \$17.75-24.75\*

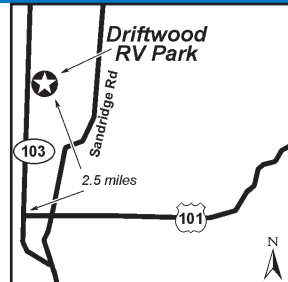


**I:** Just two blocks from the beach and 1/2 mile from downtown! 56 total RV sites. Can accommodate RVs up to 45ft feet. Tables at each site. Fish cleaning station. Pet walk area. All grass, trees, and quiet. Management on site.

**D:** Located 80 miles from Portland, OR and approximately 110 miles from Seattle. From intersection Hwy 101 and Hwy 103, proceed North on Hwy 103 2.2 miles from intersection. Park on right. Park is on north side of town.

**N:** Open year-round! From October through March, PA valid for 5 nights max. From April thru June, PA valid for 2 nights max. PA discount is not valid Friday, Saturday and Sunday nights. PA not valid July 1st thru September 30th. PA not valid during holidays, holiday weekends, or local events. Must have current proof of membership. RV storage available during the fall and winter months only. Cash only. Pets welcome. \*Plus 11.3% tax. Rates are for 2 people, \$3.50 for each add'l person.

## Long Beach WA



## 7 DEER LAKE RESORT

3906 W Canyon Springs Way, Loon Lake WA 99148  
**GPS:** 48.122232, -117.598239  
**P:** (509) 233-2081  
**W:** www.deerlakeresort.com  
**E:** deerlakeresort@sisna.com  
**RV:** \$55\* **PA:** \$27.50\*



**I:** 54 total RV sites, can accommodate RVs up to 42ft, propane, horseshoes, 195 acres surrounding a beautiful spring-fed lake that is home to some of the best Trout and Silver fishing in Eastern Washington. We offer condos, park models, rustic cabins, covered wagons all for rent; along with RV and tent sites.

**D:** Locate 35 miles S of Colville off Hwy 395 and 35 miles N of Spokane off Hwy 395. Turn onto North Deer Lake Rd. Travel 1.5 miles to a "Y" in road (stay left). Travel 1.3 miles to Deer Lake Resort.

**N:** Open May thru September. PA not valid July, August and all holidays. PA valid for 2 nights max. Reservations recommended. Must mention PA at the time of making reservation. Check-in: 1PM, check-out: 11AM. \*Plus tax. Rates are for up to 4 people. \$5 for each add'l person.

## Loon Lake WA



## 11 WENATCHEE RIVER COUNTY PARK

2924 State Hwy 2, Monitor WA 98836  
**GPS:** 47.4848, -120.4098  
**P:** (509) 667-7503  
**W:** www.wenatcheeriverpark.org  
**E:** marylee.redline@co.chelan.wa.us  
**RV:** \$33-38\* **PA:** \$16.50-19\*

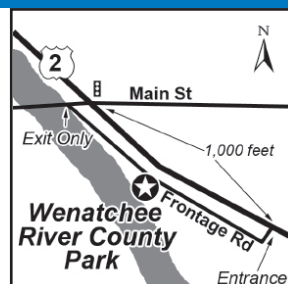


**I:** 49 total RV sites, can accom RVs up to 90ft, sewer, security, ice, recycling, DVDs, ping pong, biking, fishing, golf, hiking, horseshoes & volleyball.

**D:** Located at 2924 State Hwy 2 just E of traffic light at Main St/Easy St in Monitor. E bound on 2: Just E of traffic light at Monitor look for Brown sign announcing turnoff to park (it's about a 1,000 ft E of light). Turn onto frontage rd & come back W about 800 ft to park entrance on your L. West bound on 2: After leaving Wenatchee, you will come down a hill onto "Monitor Flats". Get into L lane & watch for Brown park signs. Turn L across oncoming traffic & then continue W on frontage rd 800ft before turning L into park.

**N:** Open April-Oct. PA valid 4 nights. PA not valid May-Sept, Fri, Sat & during holidays. PA valid April & Oct. Reservations require payment. PA must be mentioned at time of reservation. No RVs older than 20 years. No tents. Cash & credit cards accepted. Tobacco free park. 2 pet limit. \*Rates W/E \$33, PA \$16.50. FHW \$38, PA \$19. Rates are for 4 people, \$5 for each add'l person.

## Monitor WA



## 8 WILLOW BAY RV RESORT & MARINA

6607 Highway 291, Nine Mile Falls WA 99026  
**GPS:** 47.88033, -117.657098  
**P:** (360) 466-4468  
**W:** www.wbrvresort.com  
**E:** resort1214@gmail.com  
**RV:** \$46\* **PA:** \$23\*



**I:** 28 total RV sites, can accommodate RVs up to 50ft, horseshoes, hiking, biking, ice, phone, recycling. A clubhouse, with HD satellite TV, and two indoor bathhouses are also great amenities to the RV resort. The resort features a swimming area, volleyball court, horseshoes, tetherball, and basketball court.

**D:** Located 19 miles from Spokane, WA. From I-90, take Division Street exit in Spokane heading north. Take left on Francis Street heading east. Continue on Highway 291 roughly 15 miles, resort will be on your left-hand side.

**N:** Open April 1 to October 31. Passport America discount valid only Monday through Thursday. 2 night minimum stay on all Passport America reservations. Passport America discount not applicable on major US Holidays. Reservations required and must be made in advance by calling (360) 466-4468. PA is not valid with online reservations and drive-ups. Credit cards accepted. Pets welcome. \*Plus 7.6% Sales Tax. All resort fees included in reservation.

## Nine Mile Falls WA



## 1 BAINS' RV PARK

5 Swan LN, Oroville WA 98844  
**GPS:** 48.989018, -119.460076  
**P:** (509) 476-4122  
**W:** www.bainsrvpark.com  
**E:** info@bainsrvpark.com  
**RV:** \$35-40\* **PA:** \$17.50-20\*

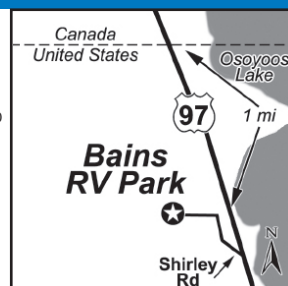


**I:** 24 total RV sites, can accommodate RVs up to 45ft.

**D:** Located 2 miles from Oroville and 40 miles from Omak. Coming from the south (northbound): located 2 miles North of Oroville on Hwy 97, half way between Mile Post 335 & 336. Just after Mile Post 335, turn left onto Shirley Rd and follow signs to Bains' RV Park. Coming from the north (southbound): just past Mile Post 336, turn right onto Shirley Rd and follow-signs to Bains'.


**N:** Open April 1st thru October 15th. PA discount is valid for one night (please see management for discounts on longer stays). Full hookup sites are only available for stays of 3 nights or more (applies to all customers). Reservations and drive-ups welcome. Please call ahead to check availability. Cash or check only. Pets welcome. \*Rates \$35 Water & Electric, PA \$17.50 and Full Hookups \$40, PA \$20. Plus 10% tax. Rates is for 2 people, \$5 for each additional person. \$5 additional for 50-amp.

## Oroville WA



## 2 NORTH COUNTRY CHRISTIAN CAMPGROUND

737 Mary Ann Creek Road, Oroville WA 98844  
**GPS:** 48.94063, -119.097261  
**P:** (509) 485-2011, (509) 560-3409  
**RV:** \$10-15\* **PA:** \$5-7.50\*

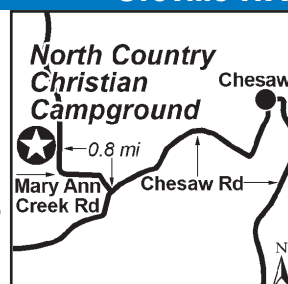


**I:** 21 RV sites, can accommodate almost any size RV. Sanitary pit privy, water across the road, dump across the creek (via roads & hard to get to), WiFi is limited, pasture for livestock, fenced yard across the road for children & pets, laundry & shower by arrangement, school, chickens, sheep, & a cat.

**D:** Located 18 mi from Oroville & 22 mi from Tonasket. From Tonasket, go past Sitzmark Ski area & follow signs to Chesaw until you turn left on Mary Anne Creek Rd. From Oroville, head toward Chesaw, turn left on Mary Anne Creek Rd. From Chesaw, head toward Oroville, turn right on Mary Anne Creek Rd & CG is 3/4 mile on the L.

**N:** Open May 1st, or when snow melts. Close: October 31st, or after first deep sticking snow. Campground caters to families and quiet people. Campers must fill out a liability release at check-in. Smokers should keep cigarette butts in ashtrays. No loud parties or music. No drugs or drink in the open. No yelling, barking dogs, or disturbing the peace. \*Without Power: \$10.00, PA: \$5.00. With Power: \$15.00, PA: \$7.50.

## Oroville WA





## 16 MARDON RESORT

8198 Hwy 262 SE, Othello WA 99344  
**GPS:** 46.965952, -119.319725  
**P:** (509) 346-2651  
**W:** www.mardonresort.com  
**E:** info@mardonresort.com  
**RV:** \$48-63\* **PA:** \$24-31.50\*  
**TENT:** \$35-36\* **PA:** \$17.50-18\*



**I:** 95 total RV sites. Can accommodate RVs up to 45ft. new park cottages, motel, cabins, beach, lake swimming, paddleboats and canoes, marina, tackle & gift shop, ice, restaurant & lounge, mini-golf course, boat rentals, picnic area, canoeing, gas, hiking, biking, jet skis, bird watching area, fishing and duck hunting guides and tours available, premier Bass, Walleye & Rainbow Trout fishing.

**D:** Eastbound on I-90 to Dodson Road Exit #164, turn south on Dodson Road and proceed 9 miles. Turn left onto Frenchman Hills Road. Go to Hwy 262, take another left and go 6 miles to MarDon Resort. Or 16 miles SW of Moses Lake - Hwy 17 to Hwy 262.

**N:** Open year-round. PA is not valid July or August. During June, PA is valid Sunday thru Thursday. PA discount is valid for 10 days maximum per month. PA is not valid during event and holiday weekends. \*\$3 additional charge per pet per day, some restrictions on breeds.

## Othello WA



## 13 THE WATERFRONT AT POTLATCH

21660 N US Hwy 101, Potlatch WA 98584  
**GPS:** 47.370888, -123.158947  
**P:** (360) 877-5656  
**W:** wfresort.com  
**E:** info@wfresort.com  
**RV:** \$40-45\* **PA:** \$20-22.50\*

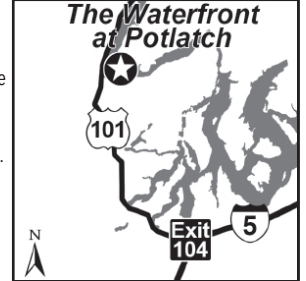


**I:** RV sites looking over the Hood Canal. 14 total RV sites, can accommodate RVs up to 40ft.

**D:** Merge onto US - 101 N via Exit 104 toward Aberdeen/Port Angeles (6 miles) Merge onto US - 101 N toward Shelton/Port Angeles (26 miles) Waterfront at Potlatch will be on the right hand side just after the Cushman Power House.

**N:** Open year-round! PA is valid Sunday thru Thursday nights only. PA is not valid June, July and August. PA is not valid during Memorial Day and Labor Day weekends. Reservations accepted by phone only. PA does not apply to the Premier sites #4 & #5. \*Standard site \$40, PA \$20 and Deluxe site \$45, PA \$22.50. Rates are for 2 people, \$5 for each additional person per day. Maximum 6 people per site. 1 RV and 1 vehicle per site. Additional vehicles are \$10 per night. Sites 6-9 do not have tow vehicle parking.

## Potlatch WA



## 18 SHADY FIRS RV PARK

10205 US Hwy 12, Randle WA 98377  
**GPS:** 46.534383, -121.908767  
**P:** (360) 497-6108  
**RV:** \$60\* **PA:** \$30\*

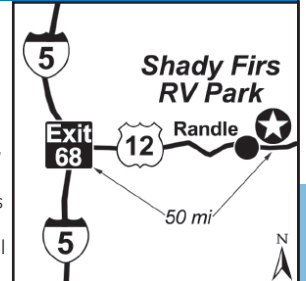


**I:** Small, personally owned park 35 total RV sites, can accomm RVs up to 45ft, shade trees and grass. Water & electric hookups only.

**D:** Located 50 miles east from I-5 and 80 miles west of Yakima. Park is 2 miles east of Randle, exit off Highway 12 into park at main entrance just before Young Rd (DO NOT enter on Young Rd, there are 2 entrances on Hwy 12).

**N:** Open May 15th thru November 1st. Park is closed the 3rd weekend of July. Limited availability. Reservations by phone are required (no drive-up accommodations). PA is valid for 3 nights max. PA is not valid on holidays. Limited 50-amp sites available. No discount on tenting. No Wi-Fi or TV available. CASH ONLY. Pets welcome. \*Plus Tax. Rates are for two people, one RV and one vehicle. \$5 for each add'l vehicle per day. Rates are for 2 people only, \$3.00 for each add'l person per day. \$5 add'l dumping fee for overnight guests. \$10 for coming in off the road to dump or fill up on water. \$5 add'l for RV's over 40ft. RVs over 38ft be advised there are low hanging trees in the park.

## Randle WA



## 5 GOLD MOUNTAIN RV PARK

4 Old Kettle Falls Rd, Republic WA 99166  
**GPS:** 48.653822, -118.669992  
**P:** (509) 775-3700  
**W:** www.goldmountainrvpark.com  
**E:** manager@goldmountainrvpark.com  
**RV:** \$40\* **PA:** \$20\*



**I:** 21 total RV sites, Big Rigs Welcome. Community fire pit, propane. The community area of the clubhouse offers a vending machine, a counter with a sink, an information corner, a reading nook by the fire (with a growing library), and a piano. We have maps of WA Snowmobile trails for winter riding on hand.

**D:** For GPS device use: 16330 N Hwy 21, Republic, WA 99166. Conveniently located alongside North Highway 21 just 3/4 of a mile off of Highway 20. About 2 1/2 miles east of Republic, Hwy. 20 intersects with North Hwy. 21 at Pine Grove Junction (Cenex gas station and restaurant). From this intersection, head north about 3/4 of a mile. You will see Gold Mountain RV Park on your right. Turn right on Old Kettle Falls Rd. Take the first right into the log entryway.

**N:** Open year-round! PA is valid Nov 1st thru May 1st. PA is valid for 1 night. Please see management for discounts on longer stays. No discounts on tent sites or tipi rentals. \*Rates are for 2 adults. \$3 for each additional adult. Children stay free.

## Republic WA



## 5 WINCHESTER RV RESORT

8 West Curlew Lk Rd, Republic WA 99166-8704  
**GPS:** 48.67907, -118.666699  
**P:** (509) 775-1039  
**W:** www.winchesterrvpark.com  
**E:** relaxing@winchesterrvpark.com  
**RV:** \$37 **PA:** \$18.50

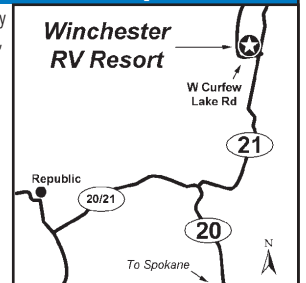


**I:** 33 total RV sites, back-in sites can accommodate RVs up to 40ft., 5 100-ft. pull-thrus. Sites are paved with large grassy areas between for space and comfort, large pet walk area, cabins & tent sites available, small store with RV supplies, ice, free local attraction guide and lists of area events area. Restrooms and laundry are wheelchair accessible.

**D:** Located 5 mi from Republic, WA. From Hwy 20 (Sherman Pass) take R on Hiway 21 at Cenex Station heading towards Curlew Lake, go 2.5 miles, take L on West Curlew Lake Rd. From Tonasket, at stop sign in Downtown Republic, take a R to Hwy 21 JCT (Cenex Station), go L on 21 for 2.5 mil, L on W Curlew Lake Rd. Winchester RV Park is 1/2 block on R.

**N:** Open year-round. PA is valid Nov thru April only. 2 nights minimum stay required. PA is valid for 2 nights max per stay. Park office is closed on Saturdays. \*Rates based on 5 guests (2 adults, 3 children) per site. 6 guests max per site. \$8 for each extra adult & \$5 for each extra child. No add'l charge for children 3 and under.

## Republic WA



## 21 BIG FIR CAMPGROUND & RV PARK

5515 Northeast 259th St, Ridgefield WA 98642  
**GPS:** 45.808577, -122.614988  
**P:** (360) 887-8970  
**RV:** \$46.08-50.46\* **PA:** \$23.04-25.23\*

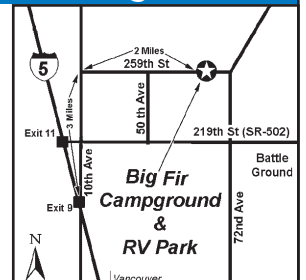


**I:** 37 RV sites, 3 pull-thrus. Big rigs welcome. Free Wi-Fi. All sites have a BBQ grill and table. Limited groceries, RV supplies, and recreation. Country park in deep shade under tall fir trees. Separate tent area June through August.

**D:** Located 5 miles north of Vancouver, 15 miles north of Portland, OR. I-5 exit 9, go N on 10th ave, approximately 3 mi. Turn right onto 259th St, approximately 2 mi to campground. I-5 exit 11, go E on 502 toward Battleground 2 mi, turn left onto 50th Ave, approx. 2 mi to 259th St. Turn right on 259th St. Campground 1/4 mi on the right.

**N:** Open year-round! P.A. rate is on a drive-up accommodations basis only (reservations at full price rate only). Please call after 1 P.M. on the day of arrival to check availability. P.A. discount valid for up to 4 nights and is valid Sunday through Thursday. P.A. discount is not valid during holidays and special events. \*Rates are for up to 4 people and 1 vehicle, each additional person and vehicle will be \$2.19 per day.

## Ridgefield WA



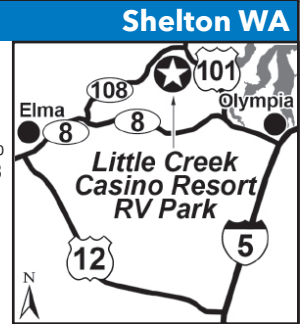
## 14 LITTLE CREEK CASINO RESORT RV PARK

91 W State Route 108, Shelton WA 98584  
**GPS:** 47.130259, -123.101986  
**P:** (360) 427-7711  
**W:** www.little-creek.com  
**RV:** \$39\* **PA:** \$19.50\*

**I:** One of WA State's Largest Smoking Casinos Featuring The Latest Slots & Live Table Gaming. 44 total RV sites, can accom RVs up to 70ft, pet area. 6 Unique Dining Experiences, Exciting Nightlife & Live Entertainment, The Luxurious 7 Inlets Spa & Salon, Espresso & Wine Bar and Award Winning 18-Hole Championship Salish Cliffs Golf Club.

**D:** Located 7 mi from Shelton & 12 miles from Olympia. From Seattle or Portland: Travel I-5 N or S to Exit 104. Keep R to exit onto Hwy 101 Shelton/Bremerton. Follow 6 mi. Exit R and then L to McCleary. Take L - Located on Hwy 108 right off of Hwy 101. From Ocean Beaches: Travel Hwy 12 E - Turns into Hwy 8. Take exit on L to McCleary. Follow directions to Hwy 108. Take L & follow on Hwy 108 for 12 mi. Located on Hwy 108 right off of Hwy 101.

**N:** Open year-round! PA is not valid June thru Aug & during special events, holidays & holiday weekends. PA is valid for up to 3 nights & is valid Sun-Thurs only. Reservations recommended. \*Plus 10% tax. Daily rates subject to change w/o notice, see website for details.



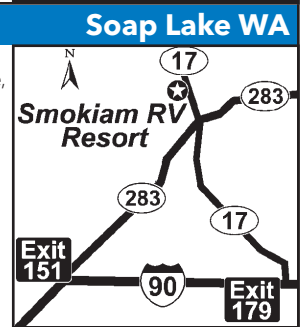
## 12 SMOKIAM RV RESORT

22818 State Hwy 17 N, Soap Lake WA 98851  
**GPS:** 47.42464, -119.497469  
**P:** (509) 246-0413  
**W:** www.smokiamrvresort.com  
**E:** camp@smokiamrvresort.com  
**RV:** \$50-85\* **PA:** \$25-42.50\*

**I:** 97 total RV sites, 40 tent sites, 15 short pull thru sites, 2 back-in sites, & 10 premium pull thrus (2 w/ hot tubs). Can accom RVs up to 45ft, 2 spas, steam sauna, espresso bar, business center, FREE Cable TV & WiFi, new playground, BBQ, store, sports court, dog park, fishing, hiking, ice, phone, shuffleboard, basketball, volleyball, miniature golf, watercraft rentals.

**D:** I-90 E towards Spokane. Take EXIT 151 toward WA-283 N/Ephrata. Stay straight to go onto State Hwy 281 Alternate. Turn right onto State Rt 283 N/WA-283. Continue to follow WA-283. Turn left onto State Hwy 17 N/WA-17. Continue to follow WA-17. WA-17 is 0.2 mi past 2nd Pl SE. Park entrance is on the left. If you are on State Hwy 28 E & reach Road 20 NE you've gone 0.4 mi too far.

**N:** Open year-round! PA is not valid April thru October. PA is valid for 3 nights, Sun thru Thurs. PA is not valid during weekends (Fri & Sat) and holidays. Reservations & drive-ups welcome. PA not valid on tent sites. Check-in 1PM, Check-out 11AM. \*Rates vary based on type of site and time of year.



## 22 DOG MOUNTAIN RV PARK

42 Delina Ln, Stevenson WA 98648  
**GPS:** 45.70945, -121.76997  
**P:** (509) 310-3653  
**W:** www.dogmountainrv.com  
**E:** dogmountainrv@gmail.com  
**RV:** \$50 **PA:** \$25

**I:** 15 total RV sites, can accommodate RVs up to 44ft. Owners live on site. Dog Mountain RV Park is a great base camp for outdoor enthusiasts in the Columbia River Gorge.

**D:** Located 50 miles from Portland, OR and 45 miles from Vancouver, WA. Between the mile marker 50 and 51 on the north side of scenic State Highway 14. Just five miles east of Stevenson, WA in Home Valley, WA.

**N:** Open year round. Drive up accommodations only (no reservations). PA discount is valid for two nights max. Check-in: Noon to 7PM, Check-out is Noon. Pets welcome. Limit 2 pets per site.



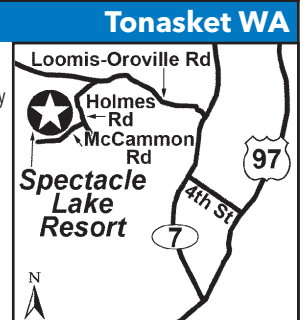
## 4 SPECTACLE LAKE RESORT

10 McCammon Rd, Tonasket WA 98855  
**GPS:** 48.809273, -119.531378  
**P:** (509) 223-3433  
**W:** www.spectaclelakeresort.com  
**E:** spectaclelake@okcom.org  
**RV:** \$40 **PA:** \$20  
**TENT:** \$40 **PA:** \$20

**I:** 36 total sites, can accommodate RVs up to 40ft, modern cabins (please see management for details).

**D:** Heading N on Hwy 97 Take a Left on 4th St, Go 2 Blocks & take a right on Hwy 7, go 5.2 miles and stay straight to go onto Loomis Oroville Rd. Go 5.9 miles and turn left onto Holmes Rd. Continue 1/2 mile and take a right on McCammon. Park will be second driveway on right.

**N:** Open April 1 to October 31. Reservations and drive-ups welcome. Credit cards accepted. Pets welcome.



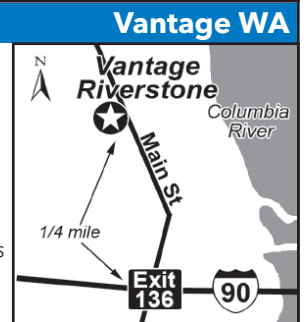
## 17 VANTAGE RIVERSTONE

551 Main St, Vantage WA 98950  
**GPS:** 46.945472, -119.990667  
**P:** (509) 856-2800  
**W:** www.visitvantage.com  
**E:** vantagedesk@gmail.com  
**RV:** \$45\* **PA:** \$22.50\*

**I:** 100 total RV sites, can accommodate RVs up to 70ft, canoeing, biking, chapel service, basketball, ATV, jet skiing.

**D:** Located 30 miles from Ellensburg and 45 miles from Moses Lake. I-90, Exit 136, turn north, go 1/4 mile. Park is on the left.

**N:** Open year-round. PA is valid for 4 nights per week. PA is not valid during weekends (Friday & Saturday) from Memorial Day Weekend through Labor Day Weekend. PA is not valid during holidays or concerts. PA discount does not apply to pull thru, riverfront and 50 amp sites. Reservations and drive-ups welcome. \*Rates are for 2 people. Additional charge for each additional person.



## 9 GOOSE CREEK RV PARK

712 SE Railroad Ave, Wilbur WA 99185  
**GPS:** 47.756645, -118.700224  
**P:** (509) 647-5888  
**W:** www.goosecreekrvpark.com  
**E:** info@goosecreekrvpark.com  
**RV:** \$36-39\* **PA:** \$18-19.50\*

**I:** 45 total RV sites, can accommodate RVs up to 45ft, all standard sites provide paved unit parking and concrete patio area with a picnic table. Sites also provide city water, sewer and 15/30/50 amp electrical service. Limited WiFi as well as on site Laundromat, restrooms with free showers.

**D:** Located 21 miles from Grand Coulee. Eastbound Highway 2 - Wilbur, WA take right onto Bell St - use second entrance on left. Westbound Highway 2 - Wilbur, WA take left onto Bell St - use second entrance on left.

**N:** Open April 1st thru October 31st. PA is valid for 2 nights max. PA is not valid during holidays, holiday weekends and one week before & after the holiday. PA is not valid on the 3 pull thru sites (only for RVs over 30 ft). Reservations by phone only. PA discount not valid with an online reservation. Drive-ups welcome, but not guaranteed. Pets must be on leash at all times. \*Rate is for one RV and one vehicle. Additional charge for each additional vehicle. Rate: Standard 30-amp back-in \$36, PA \$19 and Standard 50-amp back-in \$39, PA \$19.50.

