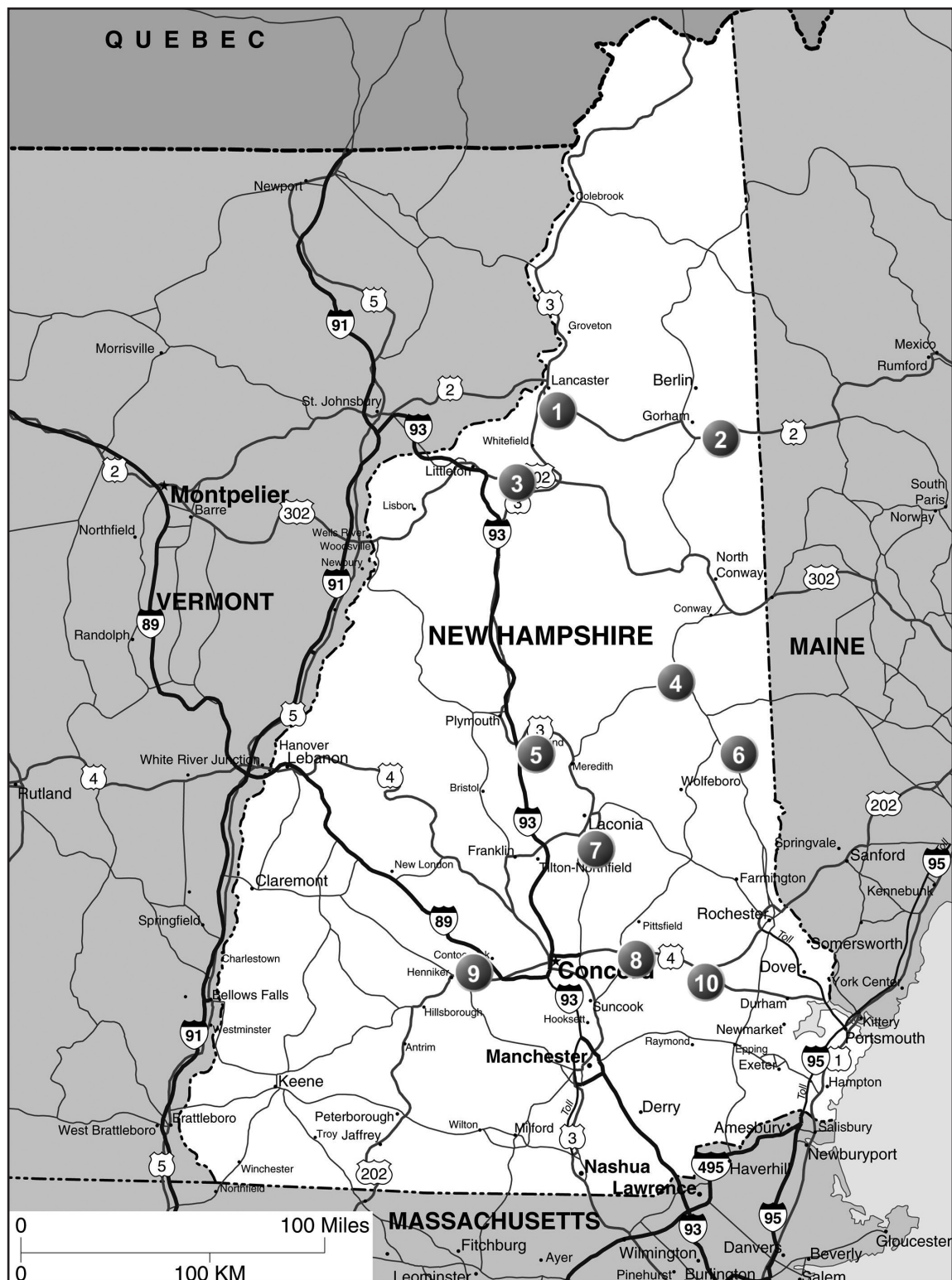


NEW HAMPSHIRE



1	Lancaster Mountain Lake Camping Resort	PG. 144	6	Ossipee Beaver Hollow Campground +	PG. 144
1.2	Lancaster Rogers Campground & Motel	PG. 144	7	Belmont Granite State Campground	PG. 143
2	Shelburne White Birches Camping Park	PG. 144	8	Epsom Epsom Valley Campground Δ	PG. 143
3	Bethlehem Apple Hill Campground Δ	PG. 143	9	Henniker Keyser Pond Campground Δ	PG. 143
4	Tamworth Tamworth Camping Area Δ	PG. 144	9.2	Henniker Mile-Away Campground Δ	PG. 143
5	Ashland Ames Brook Campground	PG. 143	10	Northwood Saddleback Campground Δ	PG. 144

**ALSO OFFERS: Δ = 50% OFF TENT RATE, + = RENTAL ACCOMMODATIONS
(CABINS, HOTEL ROOMS, ETC) DISCOUNTS - SEE PGS 286-296**

Ashland NH

Belmont NH

Bethlehem NH

A map showing the location of Apple Hill Campground. The campground is marked with a star icon and labeled "Apple Hill Campground". It is situated near Highway 91, which has Exit 17 and Exit 40. Highway 302 and Highway 142 are also shown, along with Highway 93. A north arrow is present in the top left corner.

Epsom NH

Henniker NH

Henniker NH

1 MOUNTAIN LAKE CAMPING RESORT

485 Prospect St. (Rt. 3), Lancaster NH 03584
GPS: 44.429584, -71.589448
P: (603) 788-4509
W: www.mtnlakecampground.com
RV: \$85* **PA:** \$42.50*

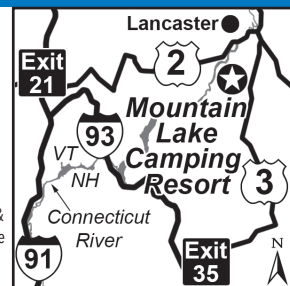
I: 106 total RV, can accommodate RV's up to 45'. Park offers water view sites, 10 STAR restrooms & showers, FREE WI-FI at your site, game room, lake swimming, boat rentals, nature trail & more!

D: From Rt 93 N: take Exit 35 (Rte 3) & go approx 23 mi. The campground is located on the L. From ME: take Rte 2 W to Rte 3 S & go 4.5 mi. The campground is located on the R. From VT: take Rte 2 E to Rte 3 S & go 5 mi. The campground is located on the R.

N: Campground open 5/15 - 10/15. A minimum of 2 nights stay required to receive PA discount. PA valid 5/15 - 6/18 & 9/8 - 10/15. PA discount not valid on holidays. Discount valid on FHU only. Call ahead to check availability. Reservations are recommended 24 hrs in advanced when visiting during On-Season (6/19 Æ 9/7). No discounts on tent sites, cabins, tipis & yurts. Pets allowed at the discretion of the park owner (limit 2 dogs). Rabies info required. *Additional fee per dog. Rates are for 2 adults & immediate children under 17 years of age, extra charge for additional people. Rates are subject to change.



Lancaster NH



1 ROGERS CAMPGROUND & MOTEL

10 Rogers Campground Rd, Lancaster NH 03584
GPS: 44.467923, -71.543903
P: (603) 788-4885
W: www.rogerscampground.com
RV: \$29-49 **PA:** \$14.50-24.50

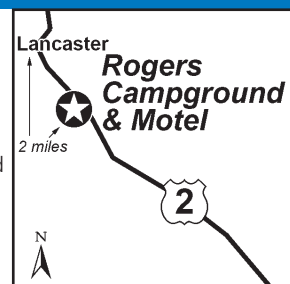
I: 305 total RV sites, can accommodate RV's up to 44ft, all campsites include picnic table and fire ring.

D: Located 60 miles from Burlington VT, and 90 miles from Concord NH. Take US Route 2 West towards Lancaster NH. Rogers Campground will be on your left.

N: Open May15 thru October 15. PA discount is valid for one night only. PA is valid Sunday thru Thursday. PA is not valid on holidays and weekends. Reservations preferred. Check-in/out: 12PM. Groups and clubs welcome! Credit cards accepted. Pets welcome. Pets must be kept on leash at all times.



Lancaster NH



10 SADDLEBACK CAMPGROUND

41 Campground Road Rt 43, Northwood NH 03261
GPS: 43.182179, -71.18011
P: (603) 942-7285
W: www.saddlebackcampground.com
E: saddlebackcampground@yahoo.com
RV: \$30-40 **PA:** \$15-20
TENT: \$25-30 **PA:** \$12.50-15

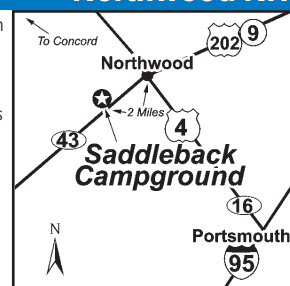
I: 20 total RV & tent sites, can accommodate RV's up to 50'. Some 50-amp sites, free Wi-Fi, Direct TV access, swimming in a spring fed pond, catch & release fishing (no license required), and more!

D: From Route 95 North, take Route 16 North to Route 4 West. Turn left on Route 43 and go 2 miles to Saddleback Campground on the right. From Route 93 North or South, take Route 4 East to Route 43 South on the right. Go 2 miles to Saddleback Campground on the right. From Route 101, take Exit 3/Route 43 N. about 20 miles to campground.

N: Open from May 1st until the end of Oct (call to check for April availability). From Memorial Day thru Labor Day, PA is valid Sun thru Thurs only. PA on space available basis (drive-ins accepted, reservations recommended - credit card required to secure reservation, payment of personal check or cash upon arrival). For stays less than 5 nights, reservations are only accepted up to 10 days prior to arrival. PA discount not available on Holiday or special event weekends. Pets allowed, must bring proof of rabies shots.



Northwood NH



6 BEAVER HOLLOW CAMPGROUND

700 Rt. 16, Ossipee NH 03864
GPS: 43.688246, -71.093014
P: (603) 539-4800
W: www.beaverhollowcampground.com
E: inquiry@beaverhollowcampground.com
RV: \$50* **PA:** \$25*

I: 139 total RV sites, can accommodate 45ft RVs. Park offers 3 comfort stations, security gate, security guard, pavilion, ice, propane, snowmobile trails, biking, hiking, basketball, ping pong, pool table, doggie park, and much more!

D: From South: Interstate 95 North take exit #4 (left exit) Route 16 to Ossipee, NH. First right after Ossipee House of Pizza. From Route 28: Alton circle, Rte. 28 North to intersection of 16 and 28. Go right on Route 16 South. Park is 1 mile on Left.

N: Discount not available in conjunction with any other rate specials or discounts. Credit cards accepted. Pets welcome. *Rates are for 2 adults and up to 3 children, or 4 adults, \$5.00 additional charge for each extra person. \$3 additional per night for electricity.



Ossipee NH



2 WHITE BIRCHES CAMPING PARK

218 State Route 2, Shelburne NH 03581
GPS: 44.387, -71.1395
P: (603) 466-2022
E: whitebirch131@gmail.com
RV: \$44* **PA:** \$22*

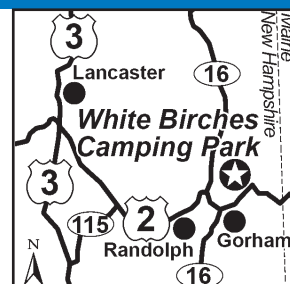
I: 25 total RV sites, can accommodate RV's up to 60'. Park offers hot showers (\$), laundromat (\$), swimming, small hiking trail, LP gas, and much more!

D: NOTE: GPS USERS: Please do not use 218 State Route 2 for your GPS. Please use Mt. Moriah Dr. (We are located right beside the street). Do not go up Mt. Moriah Dr. (Dead End). On Route 2, 2 miles east of Gorham.

N: P.A. discount is valid Tuesday, Wednesday and Thursday nights only. P.A. discount is not valid during weekends or holidays. No reservations, first come first serve. Cash only. Pets are allowed but must be kept on a leash and cleaned up after. Follow us on FaceBook! *Rates are for 2 adults, \$8.00 for each additional person.



Shelburne NH



4 TAMWORTH CAMPING AREA

306 Depot Rd, Tamworth NH 03886
GPS: 43.846583, -71.2574
P: (603) 323-8031, (800) 274-8031
W: www.tamworthcamping.com
E: info@tamworthcamping.com
RV: \$50-62* **PA:** \$25-31*
TENT: \$38-42* **PA:** \$19-21*

I: 45 total RV sites. Can accommodate any size RV. Park offers free WiFi at the office and Rec. Barn, phone, basketball, playground, pet zoo, mini golf, rental units, sandy beach on the Swift River, propane, and much more!

D: Located 16 miles from N. Conway and 19 miles from Meredith. From Junction of NH 16 & NH 25, go north 1/2 mile on NH 16 to Depot Road. Turn left (going west) on Depot Road for 3 miles. Camping Area is on your left.

N: Open May 15 thru October 14th. PA is valid Sun through Thursday only. PA discount is not available during holiday weekends (Friday through Sunday). PA discount is not valid during Motorcycle Week (9 days) in June. *Rate is for 2 adults and up to 4 children (under age 18).



Tamworth NH

