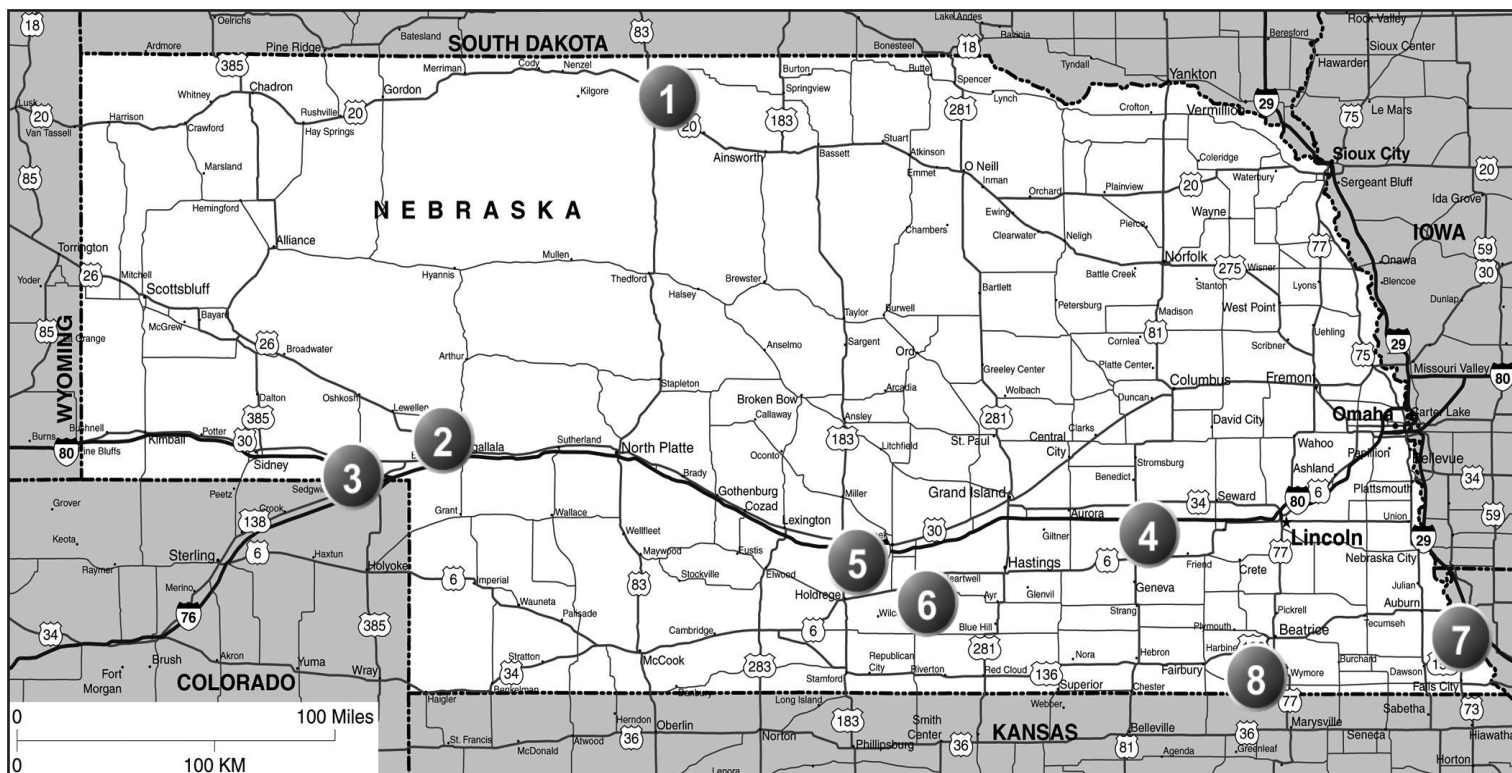


NEBRASKA



1	Valentine Wacky West Travel Park	PG. 139	5	Elm Creek The 4 Seasons RV Park	PG. 138
2	Brule Eagle Canyon Hideaway	PG. 138	6	Minden Pioneer Village Campground Δ	PG. 138
3	Chappell Creekside RV Park	PG. 138	7	Nemaha R U Lost - RV Lots	PG. 138
4	York York Kampground	PG. 139	8	Diller Village of Diller Park - Diller Campground	PG. 138

ALSO OFFERS: Δ = 50% OFF TENT RATE, + = RENTAL ACCOMMODATIONS
(CABINS, HOTEL ROOMS, ETC) DISCOUNTS - SEE PGS 286-296

**SORRY FOR WHAT
I SAID WHILE**

**WE WERE
TRYING**



**TO PARK THE
camper**

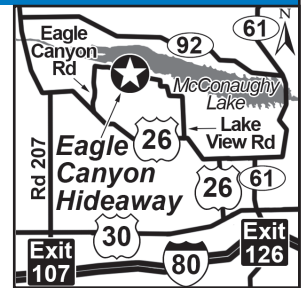
2 EAGLE CANYON HIDEAWAY**Brule NE**

1086 Lakeview West Rd, Brule NE 69127
GPS: 41.260986, -101.919452
P: (308) 287-2673
W: www.eagle-canyon.com
E: eaglecanyon@atcjet.net
RV: \$37-41* **PA:** \$18.50-20.50*

I: 11 RV sites. Accommodate any size RV. Volleyball, cabins, cafe, fish cleaning station & more!

D: NOTE: DO NOT USE GPS COORDINATES. From I-80 Eastbound-Take Brule EX117 & go N to Hwy 30. Turn R (E) onto Hwy 30 & travel 7 mi to Hwy 26/61 jct. This will be just W of Ogallala. Turn L (N) on Hwy 26/61 & travel 3 mi. Turn L (W) on Hwy 26 & travel 5 mi until you see LAKE VIEW RD/PUBLIC RD 18. Turn R (N) & follow for 3 mi. Watch for "EAGLE CANYON" sign and turn L (W) onto LAKEVIEW WEST RD & travel 5 mi. Last 1.5 mi is gravel road. From I-80 Westbound - Take the Ogallala EX126 & follow HWY 26 N to HWY 30. Turn L onto HWY 30. 1 mi W of Ogallala, watch for HWY 26. Turn R (N) & follow until dead ends into HWY 26. Turn L & follow 6 mi until you see LAKE VIEW RD. Turn R (N) & go 3 mi. Turn L onto LAKEVIEW WEST RD. Turn L (W) & follow for 5 mi. Last 1.5 mi is gravel road.

N: Closed Dec 1-April 1. PA not valid Fri, Sat, or on holidays. Pets allowed, must be cleaned up after. *Plus tax. Rates Back-ins \$37, PA \$18.50 and Pull Thrus \$41, PA \$20.50.

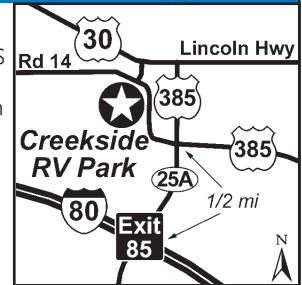
**3 CREEKSIDE RV PARK****Chappell NE**

16551 Rd 14 Box #912, Chappell NE 69129
GPS: 41.089397, -102.472392
P: (308) 874-2267, (888) 871-2267
RV: \$25 **PA:** \$12.50

I: 30 total RV sites, and can accommodate RVs up to 70'.

D: Located 30 miles from Sidney, NE and 15 miles from Julesburg, CO. Attention: Please do not use GPS System to locate park. Call or use the following directions. Take I-80 to Exit 85. Go north approximately 1/2 mile to Junction of US 385 South, and turn left or west onto gravel road. 1/8 mile to campground on west side of road.

N: PA is valid for 14 days and is not valid during wheat harvest season (late June and July) however, please call to check availability and make reservations during this time. Credit Cards are no longer accepted. Cash or Check only.

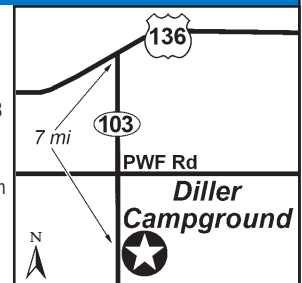
**8 VILLAGE OF DILLER PARK - DILLER CAMPGROUND****Diller NE**

198 Kelley St, Diller NE 68342
GPS: 40.110406, -96.934264
P: (402) 793-5330
E: dillerclerk@diodecom.net
RV: \$15 **PA:** \$7.50

I: 12 number of RV sites, can accommodate RVs up to 50ft. The park is shaded, serene, and offers a playground and a picnic shelter with picnic tables and restrooms.

D: Located in Diller, and 15 miles from Fairbury. Go 13 miles west of Beatrice on Hwy 136. Then go 7 miles south on Hwy 103 to Diller. The park will be on the east (left) side of the Hwy. From Fairbury, go 13 miles east on PWF Rd, then 2 miles south on Hwy 103. The park will be on the east (left) side.

N: Open year round! PA discount is valid for one night. PA discount is not valid on tent sites. Reservation are suggested. No shower facilities are available.

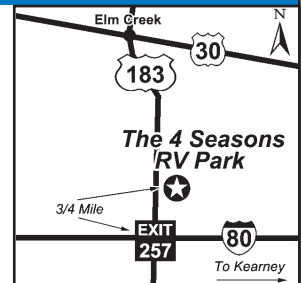
**5 THE 4 SEASONS RV PARK****Elm Creek NE**

2005 US Hwy 183, Elm Creek NE 68836
GPS: 40.696461, -99.379569
P: (308) 962-4168
W: www.the4seasonsrvpark.com
E: michellestretch@yahoo.com
RV: \$40* **PA:** \$20*

I: 43 total RV sites. Can accommodate RVs up to 100ft. 15/20/30/50 amp service. All sites are pull thru and long enough to keep vehicle in tow attached. Free WiFi.

D: Located 15 miles from Kearney. From I-80: Take Exit 257. Go 3/4 mile north. Campground is located on east side of road. From Hwy 30: Take US Hwy 183 south 1.5 miles. Campground is located on east side of road.

N: Open year-round! PA discount is valid year round for an unlimited stay. Reservations recommended. Please check in prior to 9:00 pm. *Rates include tax.

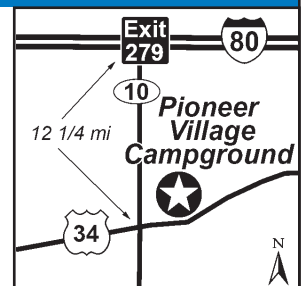
**6 PIONEER VILLAGE CAMPGROUND****Minden NE**

224 E Hwy 6, Minden NE 68959
GPS: 40.505346, -98.949712
P: (308) 832-2750
W: www.pioneervillage.org
RV: \$27.16-36.20* **PA:** \$13.58-18.10*
TENT: \$27.16* **PA:** \$13.58*

I: The campground is adjacent to the Harold Warp Pioneer Village. 48 total RV sites, can accomm. RVs up to 70ft.

D: From the junction of I-80 and Nebraska Hwy 10 (Exit 279) go 12 1/4 miles south to the intersection of Nebraska Hwy 10 and U.S. Hwy 6 & 34. Turn East onto U.S. Hwy 6 & 34 for 1,000 feet. Turn north into parking lot. Campground reservations office is in the "Vintage" motel building on the east side of the parking lot. The museum is on the west side of the parking lot. The CG located at north end of the parking areas, directly behind the 2 story motel building.

N: Open May thru October (may open earlier or later, weather permitting - please call). PA discount is valid Mon thru Thurs nights only. PA valid 4 nights max. PA discount is not valid during holidays and holiday weekends. PA applies to nightly rate only and cannot be combined w/another discount or special offer. Reservations & drive-ups welcome. Please mention Passport America at the time of reservation. Check-in: 2PM, Check-out: 11AM. Office closes at 5PM. *Plus tax.

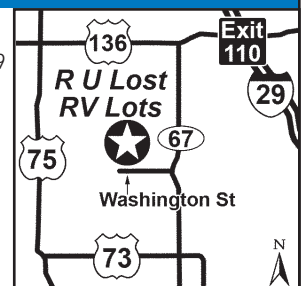
**7 R U LOST - RV LOTS****Nemaha NE**

506 Washington St, Nemaha NE 68414
GPS: 40.340966, -95.675247
P: (402) 209-3301
W: www.rulost-rvlots.com
E: rulost.rvlots@gmail.com
RV: \$40 **PA:** \$20

I: 7 total RV sites, can accommodate RVs up to 42ft, flower garden, underground shelter, shade.

D: Located 12 miles from Auburn, NE and 14 miles from Rockport, MO. Turn west on HWY 136 from I-29 (Rockport, MO exit) or Turn east on HWY 136 from HWY 75 (Auburn, NE) Access HWY 67 from HWY 136 (north) or from HWY 73 (south) Turn West onto Washington Street, 3 Blocks from HWY 67.

N: Open year round! PA discount is valid for 3 nights max. Limited availability September 1st thru December 1st during even years (2020, 2022, etc). Reservations and drive ups welcome. Weekly and monthly rates available. Cable TV and internet available for long term stays. No restrooms or showers provided.



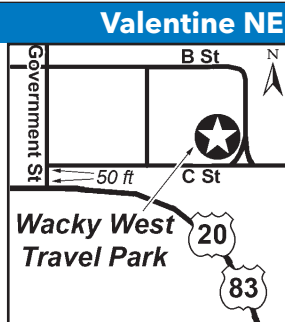
1 WACKY WEST TRAVEL PARK

702 East C. Street, Valentine NE 69201
GPS: 42.86757, -100.54005
P: (402) 376-1771
RV: \$32* **PA:** \$16*

I: 30 total sites. 12 sites with freezable faucet water and sewer pipes during winter use. All sites are 50'. Wacky West welcomes all sizes of campers from Big Rigs to tenters. Park offers firewood, fire grates, LPG (bottles only), store with limited RV and camping supplies, and gifts, and more!

D: Go east from Highway 83/20 junction (IN TOWN). Go three blocks east and turn north on Government St. Go 50 feet to C St. Go east on C St. for 2 blocks. The park is located on the north side of the street across from The Bomgaar Store. The office entrance is on the east side.

N: Open year-round (Limited facilities from October 15th - April 15th). PA discount valid every night, all year long. Pets must be on leash, with owner, and cleaned up after. Cash or check only. No loud parties. *Plus tax. Rates are for two people, \$3.00 for each additional person over 5 years of age. \$3.00 flat rate additional charge for electric.



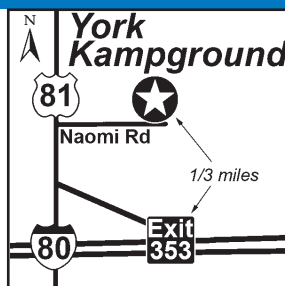
4 YORK KAMPGROUND

214 Naomi Rd, York NE 68467
GPS: 40.824487, -97.59437
P: (308) 440-0625
W: www.yorkkampground.com
E: stay@yorkkampground.com
RV: \$34-37* **PA:** \$17-18.50*

I: The York KAMPground is located at the crossroads of Interstate 80 and Hwy 81 in York, NE. Spread over 10 acres, our 139 full service RV camping sites are sure to meet your needs! Can accommodate RV's up to 65ft.

D: Located in the Northeast quadrant of the York, NE exit (1-80 exit #353). turn North on US Hwy 81. Take your first right and head E on Naomi Rd (Currently a Wendy's fast food restaurant sits at the corner of US 81 and Naomi Road). Continue East on Naomi Road approximately 2 city blocks and you will enter the York KAMPground!

N: Open year-round! PA not valid May thru September. PA not valid during holidays. PA is valid for one night. Reservations preferred (phone only). Mention PA at time of reservation. Check-in Noon-10PM, Check-out 10:30AM. *Add'l \$2 per pet, per night. Rates: \$34 W/E and \$37 FHU.



Notes:

