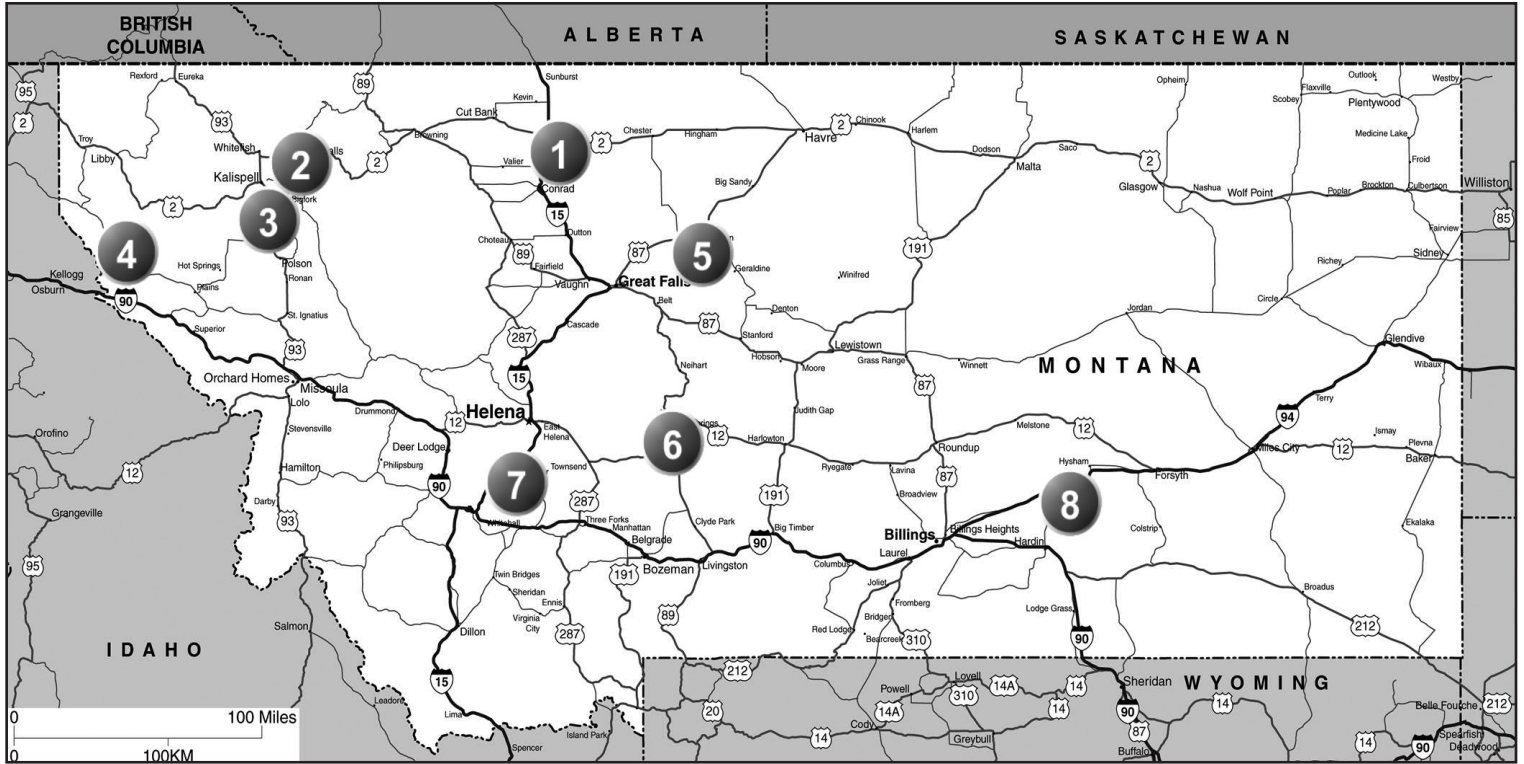


MONTANA



1	Shelby Trails West RV Park	PG. 136	5	Fort Benton Benton RV Park & Campground	PG. 135
2	Coram North American RV Park & Yurt Village	PG. 135	6	White Sulphur Springs Conestoga Campground	PG. 136
3	Lakeside Edgewater RV Resort & Motel	PG. 135	7	Basin Merry Widow Health Mine Camp	PG. 135
3.2	Rollins Rollins RV Park Δ	PG. 135	8	Custer The Fort at 49	PG. 135
4	Trout Creek Trout Creek Motel & RV Park	PG. 136			

ALSO OFFERS: Δ = 50% OFF TENT RATE, + = RENTAL ACCOMMODATIONS
(CABINS, HOTEL ROOMS, ETC) DISCOUNTS - SEE PGS 286-296



7 MERRY WIDOW HEALTH MINE CAMP

Basin MT

29 Frontage Rd, Basin MT 59631
GPS: 46.269874, -112.252965
P: (406) 225-3220
W: www.merrywidowhealthmine.org
E: mwhm@merrywidowmine.com
RV: \$50 **PA:** \$25

I: World famous natural radon treatment mine. 48 total RV sites, can accommodate any size RV, handicap accessible, playground, dump station, ping pong, pool table, volleyball, horses welcome.

D: From I-15N, take exit 156. Turn right toward I-15 Frontage Rd, then turn right onto Frontage Rd. Park will be on the left in .2 mile. From I-15S, take exit 156. Turn left toward I-15 Frontage Rd, then turn right onto Frontage Rd. Park will be on the left in .2 mile.

N: Open May 1st thru October 10th. PA discount is valid for one night. Reservations and drive-ups are welcome. PA discount cannot be combined with another discount, special offer or discounted low season rates. Please see management about monthly stays.



2 NORTH AMERICAN RV PARK & YURT VILLAGE

Coram MT

10640 Hwy 2 E, Coram MT 59913
GPS: 48.437714, -114.041373
P: (406) 387-5800
W: www.northamericanrvpark.com
E: northamericanrv@aol.com
RV: \$60 **PA:** \$30

I: 108 total RV sites, all sites are full hookups, 30/50 amp. Can accommodate RVs up to 150ft, pull-thrus, back-ins. Ice, firewood, RV supplies & gift shop.

D: 5.5 miles west of the West entrance to Glacier National Park on US 2 E - between Mile Markers 147 & 148 on east side of the road.

N: Open April through October (weather permitting). PA discount valid only for RV sites. PA is valid April 1st thru June 10th and September 15th thru October 31st. Reservations accepted. 1 night deposit required when making a reservation. \$15 cancellation fee if notified a week prior to arrival. Pets welcome. Credit Cards accepted.



8 THE FORT AT 49

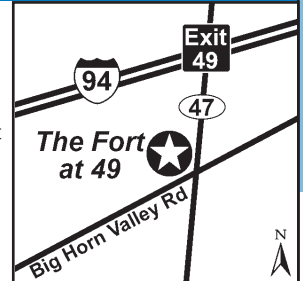
Custer MT

7795 Custer Frontage Rd, Custer MT 59024
GPS: 46.136855, -107.50803
P: (406) 856-4202
W: www.thefortat49.com
E: thefortat49@icloud.com
RV: \$35-40* **PA:** \$17.50-20*

I: Conveniently located just off I-94 at Exit 49. 12 total RV sites, can accommodate any size RV.

D: Located 50 miles east of Billings, MT. I-94 Exit 49, go south and the park is on the west side of the road.

N: Open April 1st thru Nov. 1st (weather permitting). PA discount is valid for one night max. PA discount is not valid Memorial Day thru Labor Day. Credit cards accepted during office hours. Cash or check only in the after hours kiosk. Reservations by phone only. *Rates 30-amp \$35, PA \$17.50 and 50-amp \$40, PA \$20.



5 BENTON RV PARK & CAMPGROUND

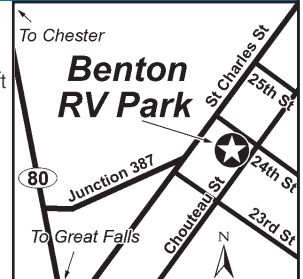
Fort Benton MT

2410 Chouteau St, Fort Benton MT 59442
GPS: 47.828888, -110.662422
P: (406) 622-5015
W: www.montana-rv-park.com
E: bentonrv@gmail.com
RV: \$44-50* **PA:** \$22-25*

I: 28 total RV sites. Fishing, jet skis and canoeing available. Groups Welcome!

D: Located 36 miles from Great Falls and 72 miles from Havre. We are located at 24th and St. Charles Street in Fort Benton. Turn off at Fort Benton's Truck Route 80 proceed down hill to Junction 387, turn left on Junction proceed to stop sign. Turn left at stop sign, go one block, turn right, we are located at 2410 Chouteau Street.

N: Open year round. PA is not valid June 1st thru July 31st. PA is valid for one night. Reservations requested. Check In: 12 Noon. Check Out: 11AM. *Rates: Back ins: \$35, PA: \$17.50, Pull thrus: \$40, PA: \$20.



3 EDGEWATER RV RESORT & MOTEL

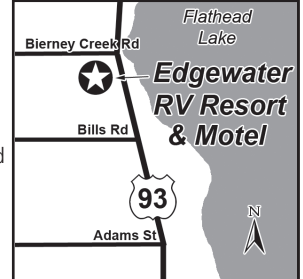
Lakeside MT

7140 US 93 South, Lakeside MT 59922
GPS: 48.023005, -114.226196
P: (406) 844-3644
W: www.edgewaterrv.com
E: reservations@flatheadharbor.com
RV: \$69* **PA:** \$34.50*

I: 38 total RV sites, can accommodate RVs up to 45ft, boat ramp, boating, fishing. Cabins, Condos and motel rooms also available. Lake is accessible from the motel which is on the East side. Boat slips available.

D: Located right on US 93, just 13 miles south of Kalispell on the west side of the road.

N: Open May 1 through September 30th. PA is not valid from June 1st to September 30. PA is not valid during Holidays or Holiday weekends or Event Weekends. PA is valid for 7 nights on RV sites only. Cash only. *Rates for 2 people, and for 30 amp service; 50 amp service is \$3.00 more and each additional person is \$5.00 more per night.



3 ROLLINS RV PARK

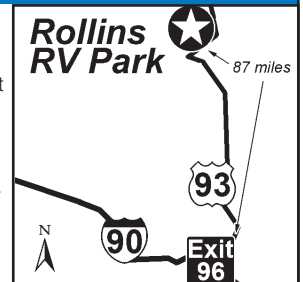
Rollins MT

23705 Hwy 93, Rollins MT 59931
GPS: 47.889434, -114.215983
P: (406) 844-0572
W: www.rollinsrvpark.com
E: rollinsrvparkrestaurant@gmail.com
RV: \$65* **PA:** \$32.50*
TENT: \$35-40* **PA:** \$17.50-20*

I: 43 total RV sites, full hookups, back ins only, can accommodate RVs up to 45ft. All roads are paved in the nicely treed park with great mountain and lake views for nature watching.

D: Located on the west side of Flathead Lake, mid way between Polson and Kalispell. From I-90 take exit 96 to 93 North 87 miles to Rollins RV Park on the left.

N: Open April through September. Partial open during winter months. PA discount is valid April 1st thru May 31st. PA is valid Sunday - Wednesday. PA is valid for 2 nights. No reservations with PA discount. Drive up accommodations only. Please call ahead to check availability. PA cannot be combined with any other discounts. *FHV 30 & 50AMP Rate: \$65.00, PA: \$32.50. Primitive Tent Rate: \$35.00, PA: \$17.50; Tent with Electric Rate: \$40.00, PA: \$20.00.



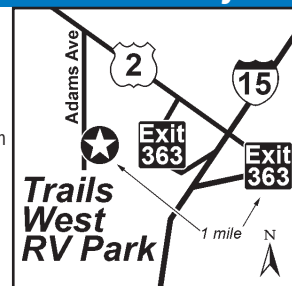
1 TRAILS WEST RV PARK

770 Adams Ave, Shelby MT 59474
GPS: 48.515607, -111.882714
P: (406) 424-8436
W: www.trailswestrvpark.com
E: trailswestrv@3rivers.net
RV: \$38.72-42.80 **PA:** \$19.36-21.40

I: 32 total RV sites, can accommodate RVs up to 60ft.

D: From northbound I-15 take Exit 363. Turn left onto Roosevelt Highway/Highway 2 and turn left on Adams Avenue. Look for Trails West RV Park on the left. From southbound I-15 take Exit 363. Turn left onto Roosevelt Highway/Highway 2 and turn left on Adams Avenue. Look for Trails West RV Park on the left. From westbound Highway 2 turn left on Adams Avenue. Look for Trails West RV Park on the left. From eastbound Highway 2 turn right on Adams Avenue. Look for Trails West RV Park on the left.

N: Open year-round! Reservations and drive-ups welcome.

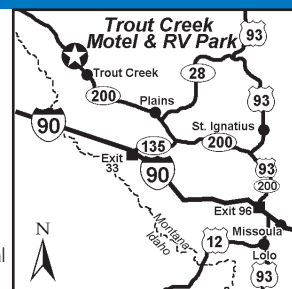
**Shelby MT****4 TROUT CREEK MOTEL & RV PARK**

2972 Hwy 200, Trout Creek MT 59874
GPS: 47.86469, -115.62595
P: (406) 827-3268
W: www.troutcreeklodging.com
E: troutcreekrv@gmail.com
RV: \$31-39* **PA:** \$15.50-19.50*

I: 21 total sites. Can accommodate RVs up to 120ft. Beautiful shaded or sunny sites. If you need a fire ring, please request one. We also have two new fully furnished cabins nestled in the trees.

D: Park is on south side of Hwy 200 across from the post office. The only turnoff is into the park's parking lot. From Missoula, MT: Take I-90/200 west, then north on Hwy 93. Then go west on Hwy 200 to Trout Creek. From Spokane, WA: Take I-90 to 95 North to Sandpoint, Hwy 200 East to Trout Creek.

N: Open May - October. PA valid Sunday - Thursday. PA not valid during holidays or special local event weekends (call for details). Must call the park for reservations and must specify P.A. Cash or Check only. Check-In: 2PM. Check-Out: 11AM. Pets are welcome but must be leashed and cleaned up after. *Plus Tax. Rates are for two people, \$2.00 additional charge for each additional person 12 years and under, \$4.00 additional charge for each additional person over 12 years.

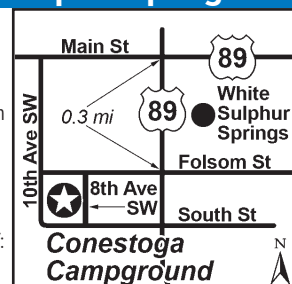
**Trout Creek MT****6 CONESTOGA CAMPGROUND**

815 8th Ave. SW, White Sulphur Springs MT 59645
GPS: 46.54249, -110.91205
P: (406) 547-3890
W: www.conestoga-campground.com
E: info@conestoga-campground.com
RV: \$35-45* **PA:** \$17.50-22.50*

I: Immaculate park with 47 pull thru sites. Can accommodate RV's up to 42ft. Free WiFi or customer computer area, free videos. Travel scenic Hwy 89 to relaxation with no highway noise, no trains.

D: From US Highway 89 going north, turn west (Left) on South Street and go 4 blocks to campground. From the center of White Sulphur Springs: Go south on US 89/12 (SW 3rd Ave) to Folsom Street and turn west (right). Go 4 blocks to campground. Turns are well marked. Follow signs.

N: Open April 1st thru November 30th. P.A. discount is valid for 2 nights each year. PA not valid during holidays and special events, please call for further details. No discounts on tent sites. *Rates are for 2 people, \$3.00 additional for each extra person over 12 years of age. 8% Montana lodging tax. W/E ONLY: \$35.00, P.A. \$17.50. 30 Amp FHU: \$40.00, P.A.: \$20.00. 50 Amp FHU: \$45.00, P.A.: \$22.50.

**White Sulphur Springs MT****Notes:**