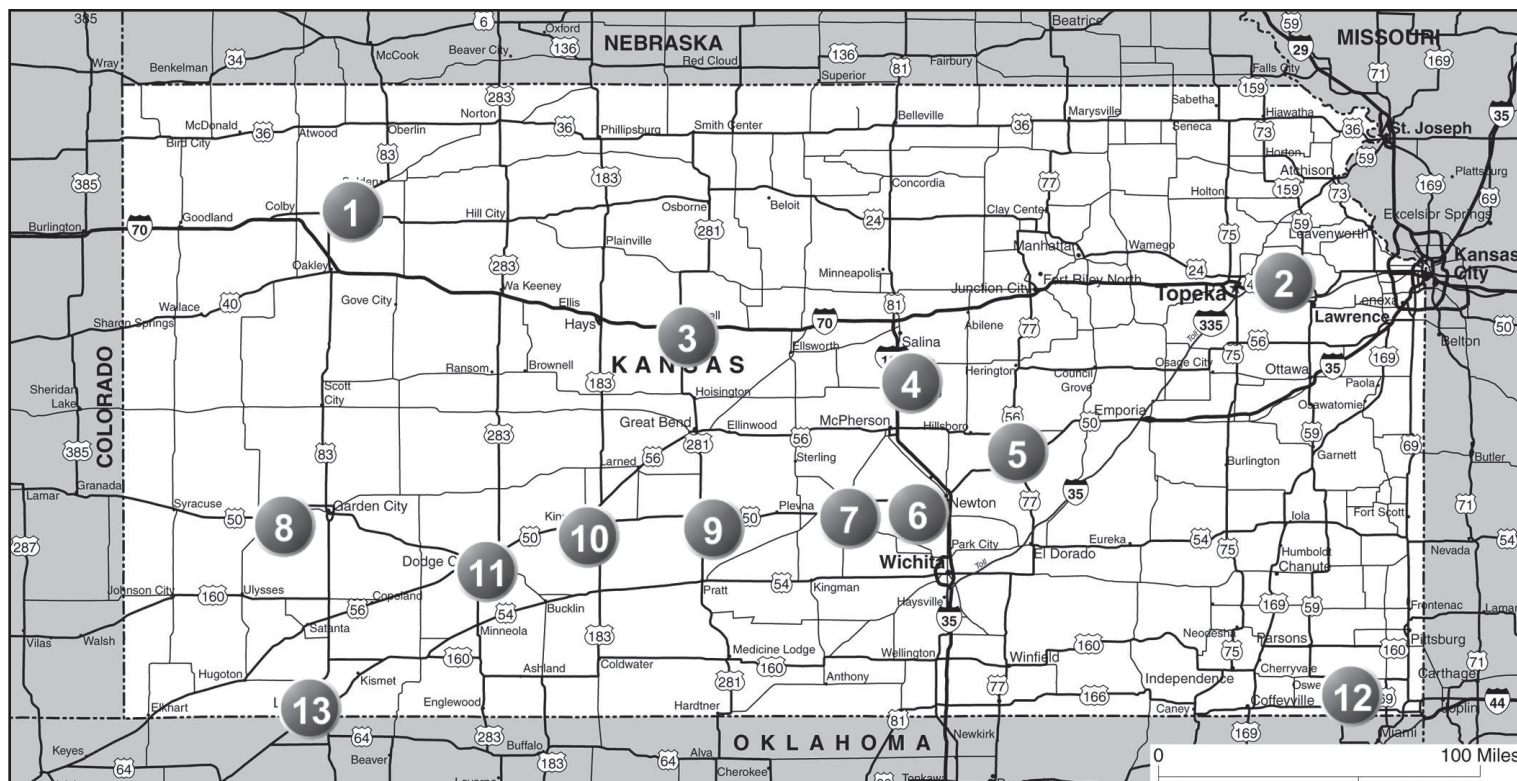


KANSAS



1	Rexford Shepherd's Staff RV Park +	PG. 94	7	South Hutchinson Lighthouse Landing RV Park & Cabins	PG. 94
2	Grantville Topeka Hilltop Campground Δ +	PG. 93	8	Deerfield Deerfield Beach Campground	PG. 92
2.2	Oskaloosa Happy Joy Acres Δ	PG. 94	9	Saint John Pine Haven Retreat	PG. 94
3	Russell Fossil Creek RV Park	PG. 94	10	Kinsley 4 Aces RV Park Δ	PG. 93
4	Assaria Lakeside Recreation Park	PG. 92	11	Dodge City Blue RV Park	PG. 93
5	Marion Marion County Lake Campground	PG. 93	12	Oswego Hillside RV Park	PG. 94
6	Halstead Spring Lake RV Resort +	PG. 93	13	Liberal Seven Winds RV Park	PG. 93

**ALSO OFFERS: Δ = 50% OFF TENT RATE, + = RENTAL ACCOMMODATIONS
(CABINS, HOTEL ROOMS, ETC) DISCOUNTS - SEE PGS 286-296**

4 LAKESIDE RECREATION PARK

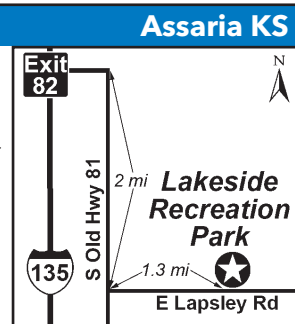
1288 E. Lapsley Road, Assaria KS 67416
GPS: 38.653013, -97.589829
P: (785) 342-2561, (785) 822-8463
E: office@lakesiderec.org
RV: \$40 **PA:** \$20

I: 30 RV sites (15 with full hook-ups and 15 with W/E hookups). Can accommodate any size RV. 400' waterslide (open only on Saturday and Sunday afternoons), and beach. Shady and pull through sites available.

D: We are located 6 miles from Lindsborg and 8 miles from Salina. Take Exit #82 off of I-135. Go east for 1/4 mile to stop sign. Go south for 2 miles. Go east for 1.3 miles on Lapsley Road (Gravel Road), park is located on the right.



N: Open year-round! No limit on number of P.A. days with approval from manager. Pick a site and the manager will stop by or pay at the self pay station. Cash or personal checks accepted. Pets must be leashed.



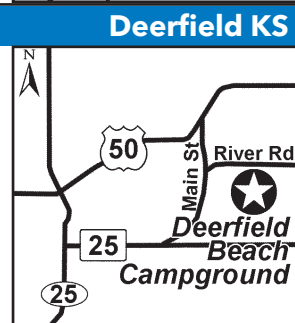
8 DEERFIELD BEACH CAMPGROUND

2385 River Rd, Deerfield KS 67838
GPS: 37.968358, -101.124581
P: (620) 426-8321
W: www.kansasrvparks.org
RV: \$30 **PA:** \$15

I: 29 total RV sites, can accommodate any size RV, level grassy sites. Campground offers: pavilion (for meetings, reunions, and rallies - please call for details)

D: Located 15 miles from Garden City, and 8 miles from Holcomb. From Hwy. 50 in Deerfield, turn onto Main Street, go south one mile, and cross the river bridge. Then immediately turn left onto River Road, and go approximately 1/4 mile to Deerfield Beach Campground (look for signs) on River Road to 2385.

N: Open year round! Call for reservations. PA not valid on tent sites. Pets & horses welcome. *\$5 additional for RVs with two A/C units.



11 BLUE RV PARK

2114 E Wyatt Earp Blvd, Dodge City KS 67801
GPS: 37.752176, -99.985637
P: (620) 255-8916
W: www.bluervpark.com
E: bluervpark@gmail.com
RV: \$30* **PA:** \$15*

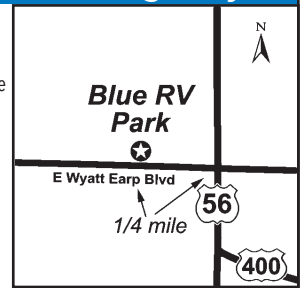
I: 42 total RV sites.

D: 30 miles from West Cimarron and East Kinsley. Located on E Wyatt Earp Blvd, just west of Hwy 56/ Hwy 283/Hwy 400 intersection in Dodge City, KS. Go 1/4 mile west of Flying J, and park is located on the north (R) side. Located directly across from the Roto Mix.

N: Open year-round. PA is valid for 1 night. Reservations required 48 hours prior to check-in. PA is not valid for groups and rallies. *Rates are for 2 people. \$2 for each additional person.



Dodge City KS



2 TOPEKA HILLTOP CAMPGROUND

3366 Koa Rd, Grantville KS 66429
GPS: 39.106903, -95.557562
P: (785) 246-3419
RV: \$30-34* **PA:** \$15-17*
TENT: \$20* **PA:** \$10*

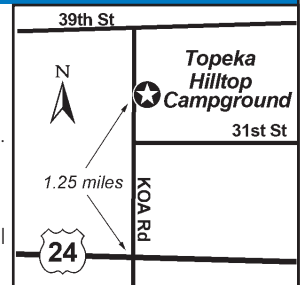
I: 52 total RV sites (26 full hookups & 10 electric and water). Can accommodate RVs up to 50ft, 36 pull thru, FREE WiFi.

D: Located 6 miles from Topeka, KS. I-70 eastbound Exit 358 to 75 North to 24 east 9 miles to KOA Rd (gravel road). Go North on KOA Rd 1.25 miles to Topeka Hilltop. Westbound I-70 (Kansas turnpike) Exit 204 East Lawrence 21 miles west on 24. Turn N on KOA Rd (gravel road). Go 1.25 miles to Topeka Hilltop. Northbound 75 to 24 east 9 miles. Turn N on KOA Rd (gravel road). Go 1.25 miles to Topeka Hilltop. Southbound 75 to 24 east 9 miles. Turn N on KOA Rd (gravel road). Go 1.25 miles to Topeka Hilltop.

N: Reservations are optional. Credit cards are not accepted. *Rates are based on two people, \$2.00 add'l charge for each extra person.



Grantville KS



6 SPRING LAKE RV RESORT

1308 S Spring Lake Road, Halstead KS 67056
GPS: 38.027323, -97.555352
P: (316) 835-3443
W: www.springlakervresort.com
E: reservations@springlakervresort.com
RV: \$30-32* **PA:** \$15-16*

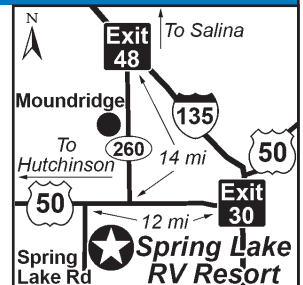
I: 182 total RV sites, 11 rentals, 93 acres, shaded & open sites, basketball, pickleball, mini-golf, shuffleboard, pool table, nature trails/watching, biking, firepits, seasonal event-meals-concerts.

D: NOTE: GPS Users, please follow directions instead of GPS. FROM WHICHITA: take I-135N to Exit 30, go W 12 mi on Hwy 50, turn S onto Spring Lake Rd for 1/8 mi. FROM HUTCHINSON: go E on Hwy 50 for 20 mi, turn R onto Spring Lake Rd for 1/8 mi. FROM SALINA: take I-135 S to Exit 48, turn R onto County Rd 0260, go 14 mi S of Moundridge on N Halstead Rd, turn W onto Hwy 50, go 2 mi, turn S onto Spring Lake Rd for 1/8 mi.

N: Open year round. PA valid for 2 nights per stay. PA not valid during major holidays, special events, or for tent sites or rental cabins. Reservations are preferred and require a credit card to confirm reservation. Check-in 2PM. Quiet time is 10PM to 7AM. Pets must be on leash, cleaned up after, and not allowed in any park building. *1 RV allowed per site. Additional charge to add tent on site.



Halstead KS



104 ACES RV PARK

1004 Massachusetts St, Kinsley KS 67547
GPS: 37.918041, -99.413957
P: (620) 659-2321
W: www.4acesrvpark.com
E: dhaproff@aol.com
RV: \$38* **PA:** \$19*
TENT: \$10* **PA:** \$5*

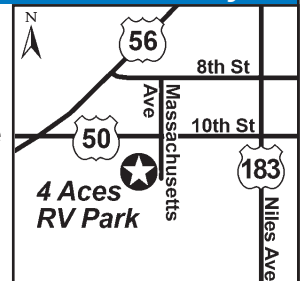
I: 36 total RV sites (9 new spaces just added!). Can accommodate any size RV. Park now offers a club house, phone, horseshoes.

D: Located approximately 40 miles from Great Bend, and 35 miles from Dodge City. From Dodge City: Go northeast on US Hwy. 50/56 to Kinsley, KS. Stay on 50 and cross the overpass at Kinsley (do not turn onto Hwy 56). Park is located on the corner of US 50 and Massachusetts, as you enter town and cross the over-pass. When coming from the East on 56/183 as you enter the town of Kinsley, stay on 183 and go south to Hwy 50. After about four blocks turn right and the park is down 3 blocks on your left.

N: Open year-round! Reservations suggested. Cash or check only. Pets are allowed. Pets and husbands must be leashed at all times. *Tax included.



Kinsley KS



13 SEVEN WINDS RV PARK

5924 Old Hwy 54, Liberal KS 67901
GPS: 37.007973, -100.977877
P: (620) 624-5581
W: www.sevenwindsrvpark.com
E: camphost@sevenwindsrvpark.com
RV: \$32 **PA:** \$16

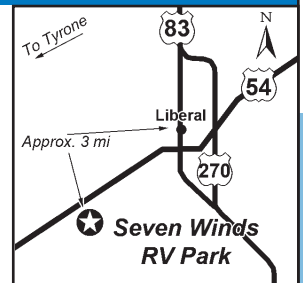
I: Open year round since 1965. We are one of the original snowbird stops featuring 35 level pull thru campsite with a powerful 20 mb Web service and Satellite TV. All campsites have grass, tables and shade offering full hookups and unmetered electricity. Motorcoaches welcome!

D: Situated between Liberal, KS and Tyrone, OK on "Old Hwy 54". Eastbound on US Hwy 54: take exit ramp at the OK/KS state line onto "Old Hwy 54". Turn L at stop sign & travel 1 1/2 mile to the RV park on R. Westbound on US 54: drive completely thru Liberal, KS turn R on "old Hwy 54" which is 1 mi past the 54 & Western Ave Intersection (Shell Gas on L side). Travel 1 1/2 mile to the RV park on L. North & Southbound on US Hwy 83: head W from Hwy 54 & 83 jct & follow above Westbound directions.

N: Open year-round! PA is valid for three nights max. No additional discounts honored. Reservations preferred. Discover/Visa/MasterCard accepted. No Amex. Management on-site 24 hours.



Liberal KS



5 MARION COUNTY LAKE CAMPGROUND

1 Office Dr, Marion KS 66861
GPS: 38.317829, -96.992577
P: (620) 382-3240, (620) 381-3710
W: www.marioncountyparkandlake.com
E: park@marioncoks.net
RV: \$14* **PA:** \$7*

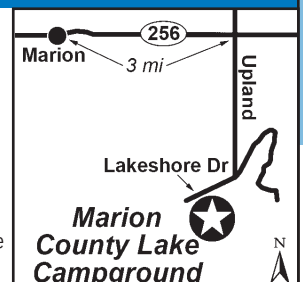
I: 42 total RV sites, RV storage, horseshoes, nature watching.

D: Located 7 miles from Marion and 9 miles from Peabody. From Marion, KS - go East on Hwy 256 for 3 miles and turn right onto Upland St. Then go South for 3 miles until you reach Marion County Lake. Make another right on Lakeshore and go West until you reach the Marion County Lake Office.

N: Open year round! Drive up accommodations only (no reservations). Please call ahead to check availability. PA discount is valid for one night: \$10 for each night thereafter for up to 14 nights. PA discount is not valid Memorial Day Weekend, 3rd Weekend in June (local Bluegrass Festival), 4th of July and Labor Day Weekend. *Rates are for one RV and up to two vehicles. \$2 for each additional vehicle per day. Cable TV is \$1.75 per day.



Marion KS



2 HAPPY JOY ACRES

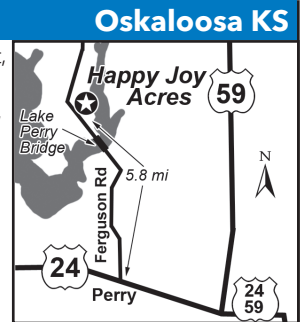
6040 Ferguson Rd, Oskaloosa KS 66066
GPS: 39.154988, -95.41354
P: (913) 204-0606
W: www.happyjoyacres.com
E: happyjoyacres@gmail.com
RV: \$28* **PA:** \$14*
TENT: \$20* **PA:** \$10*



I: Your Lake Perry Connection for FUN! 21 total RV sites, 50+ tent sites, can accommodate RVs up to 50ft, water, store, RV & Boat Parts in store. Boat repair onsite. BBQ.

D: Located 45 minutes from Topeka, Kansas City, and Leavenworth and 15 minutes from Lawrence. Hwy 24 to Ferguson Rd. - North on Ferguson Rd 5.8 miles to Happy Joy Acres- just 1/2 mile north of Lake Perry bridge.

N: PA is valid for 3 nights max. PA valid Sun thru Thurs. PA not valid during holidays. Reservations and drive-ups welcome. *Rates are for 2 people, \$3 for each addl person.



12 HILLSIDE RV PARK

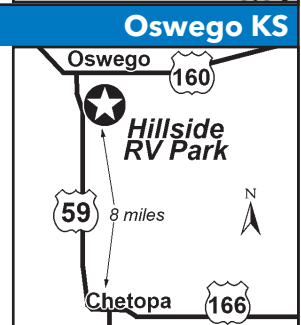
1108 S Commercial, Oswego KS 67356
GPS: 37.158925, -95.108591
P: (913) 269-4575
E: hillsidev@gmail.com
RV: \$30* **PA:** \$15*



I: 34 total RV sites, can accommodate RVs & tows up to 70 ft, Big Rigs welcome, 24 pull thrus, level lots, and some concrete pads. Campground offers: New WiFi, storm shelter, good gravel roads, and police security. No laundry and/or shower at this time. Pet walk area (leash at all times).

D: Located 35 miles from Coffeyville KS, Pittsburg KS, Joplin MO, and Miami OK. South side of Oswego on 59 Highway, or 8 Miles North of Chetopa KS. on East side of highway.

N: Open year-round! PA discount is valid for 7 nights max. Pets must be on leash at all times when outside, and are not to be left outside while you are away from campsite. Pets must be cleaned up after. *\$2 add'l charge per day for 30 amp. \$3 add'l per day for 50 amp.



1 SHEPHERD'S STAFF RV PARK

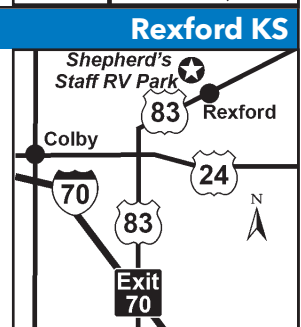
375 Main St, Rexford KS 67753
GPS: 39.470283, -100.744353
P: (785) 687-2565
W: www.shepherdstaff.org
E: jdingw@yahoo.com
RV: \$30 **PA:** \$15



I: 11 total RV sites, can accomm any size RV, picnic pavilion. Other parking areas avail if you have more than one vehicle. B&B, Boarding House, and Hotel also avail.

D: Located 20 mi from Colby & 10 mi from Selden. NOTE: RV area is just W of Whistle Stop Cafe. From Colby, KS: go E on Hwy 24. Turn N onto Hwy 83 to Rexford. Turn L onto Williams St, then L onto School St. Go one block and turn R onto Main St. Follow to 375 Main St. From Hays, KS: From I-70, take Exit 70 go N on Hwy 83 approx 25 mi to Rexford. Turn L onto Williams St, and then L onto School St. Go one block and turn R onto Main St. Follow to 375 Main St. From Oberlin: Go S on Hwy 83 approx 30 mi to Rexford. Turn R onto Williams St, then L at School St. Go 1 block & turn R onto Main St. Follow to 375 Main St.

N: Full service open year-round! PA valid for three nights max. PA not valid during special events. Reservations required. Please call ahead 15 minutes prior to arrival for RV site location details. Pets welcome on leash & must be cleaned up after.



3 FOSSIL CREEK RV PARK

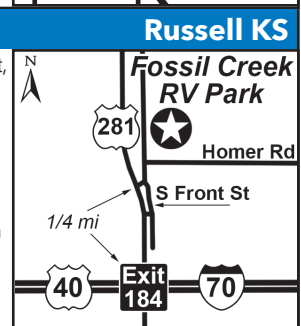
833 S. Front St, Russell KS 67665
GPS: 38.87217, -98.85352
P: (785) 483-2603
W: https://fossilcreekmobilehomeandrvcamp.godaddy.com
RV: \$50* **PA:** \$25*



I: 38 total RV sites, can accommodate any size RV, WiFi, storm shelter, blacktop streets, pads, clean, quiet, shady, easy in and out access.

D: Take I-70 to Exit 184. Go north 1/2 mile and take right at access road "Front Street." 2 blocks north just east of the Lodge of Russell.

N: Open year round. PA is valid for 2 nights. Full price rate applies for every night thereafter. Please mention Passport America at time of reservations and check-in. No open fires. Credit cards accepted with small convenience fee. Pets must be on a leash and cleaned up after. *Rates are for 2 people, \$2.00 additional charge. \$5 additional for electricity.



9 PINE HAVEN RETREAT

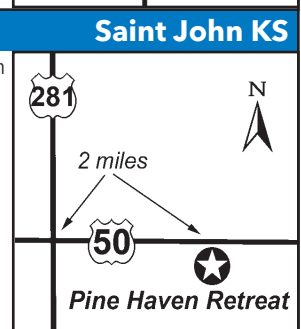
217 E US 50, Saint John KS 67576
GPS: 37.955581, -98.706889
P: (620) 549-3444
W: www.pinehavenrvpark.com
E: mimi@pinehavenrvpark.com
RV: \$30* **PA:** \$15*



I: A beautiful campground with pleasant hospitality and a beautiful country setting. 26 total RV sites, can accommodate any size RV, patio, campfire pit, nice wooded area. Meeting room available for groups.

D: Located 3 miles South and 2 miles East of Saint John, or 6 miles West of Stafford. Park is located on Hwy 50 next to the rest stop, on the South side of the highway.

N: Open year-round. No discount on tent sites. *\$3.00 for 30-amp or \$5.00 for 50-amp.



7 LIGHTHOUSE LANDING RV PARK & CABINS

9 Heartland Dr, South Hutchinson KS 67505
GPS: 38.007689, -97.94049
P: (800) 921-1236
W: lighthouselandingrvpark.com
E: info@lighthouselandingrvpark.com
RV: \$38 **PA:** \$19



I: Lighthouse Landing has a quiet, country atmosphere. 46 total RV sites, can accommodate RVs up to 100ft, phone, FEMA approved storm shelter/above-ground safe room.

D: 1/4 Mile south of JCT US-50 and HWY 96 at South Hutchinson, KS

N: Open year round. PA is valid for 2 nights max. Reservations recommended. Please mention PA at the time of making a reservation. Pets & horses welcome.

